

2023 LEFLORE COUNTY ASSESSOR'S OFFICE REPORT TO THE EXCISE BOARD

07/26/2023

City/Village								
DISTRICT	DESCRIPTION	PERSONAL PROPERTY	REAL PROPERTY	PUBLIC SERVICE	TOTAL VALUATION	HOMESTEAD EXEMPTIONS	OTHER EXEMPTIONS	NET VALUATION
T01	Arkoma City	1,137,807	4,554,060	284,614	5,976,481	312,601	49,468	5,614,412
T02	Bokoshe City	116,470	929,277	150,468	1,196,215	67,667	24,478	1,104,070
T03	Cameron City	61,269	563,919	580,022	1,205,210	47,719	6,459	1,151,032
T04	Cowlington City	17,877	264,629	518	283,024	34,167	0	248,857
T05	Heavener City	3,238,604	9,663,994	2,654,880	15,557,478	335,191	160,158	15,062,129
T06	Howe City	206,873	1,091,904	415,148	1,713,925	65,069	35,959	1,612,897
T08	Panama City	140,535	3,544,115	576,250	4,260,900	218,086	69,656	3,973,158
T09	Pocola City I7	2,407,930	19,079,601	1,855,559	23,343,090	848,909	318,110	22,176,071
T12	Poteau City	7,620,270	40,734,042	6,084,109	54,438,421	1,189,760	1,057,770	52,190,891
T13	Shady Point Cty	213,821	770,751	1,000,793	1,985,365	42,547	16,390	1,926,428
T14	Spiro City	785,865	7,662,375	549,442	8,997,682	339,077	184,724	8,473,881
T15	Talihina City	411,045	3,519,962	442,133	4,373,140	159,810	24,699	4,188,631
T16	Wister City	365,853	3,424,515	469,651	4,260,019	201,783	97,813	3,960,423
T17	Fanshawe City	261,803	1,439,456	774,444	2,475,703	70,969	27,969	2,376,765
T18	Ft.Coffee City	70,778	1,107,934	93,842	1,272,554	80,470	60,368	1,131,716
T19	Rock Island Cty	180,932	2,774,743	167,628	3,123,303	149,648	55,031	2,918,624
CITY/VILLAGE TOTAL VALUATION		17,237,732	101,125,277	16,099,501	134,462,510	4,163,473	2,189,052	128,109,985

County								
DISTRICT	DESCRIPTION	PERSONAL PROPERTY	REAL PROPERTY	PUBLIC SERVICE	TOTAL VALUATION	HOMESTEAD EXEMPTIONS	OTHER EXEMPTIONS	NET VALUATION
C001	LeFlore County General	32,520,190	224,851,180	81,913,616	339,284,986	9,374,415	6,772,899	323,137,672
COUNTY TOTAL VALUATION		32,520,190	224,851,180	81,913,616	339,284,986	9,374,415	6,772,899	323,137,672

Other								
DISTRICT	DESCRIPTION	PERSONAL PROPERTY	REAL PROPERTY	PUBLIC SERVICE	TOTAL VALUATION	HOMESTEAD EXEMPTIONS	OTHER EXEMPTIONS	NET VALUATION
EMS	EMS	32,520,190	224,851,180	81,913,616	339,284,986	9,374,415	6,772,899	323,137,672
OTHER TOTAL VALUATION		32,520,190	224,851,180	81,913,616	339,284,986	9,374,415	6,772,899	323,137,672

2023 LEFLORE COUNTY ASSESSOR'S OFFICE REPORT TO THE EXCISE BOARD

07/26/2023

School								
DISTRICT	DESCRIPTION	PERSONAL PROPERTY	REAL PROPERTY	PUBLIC SERVICE	TOTAL VALUATION	HOMESTEAD EXEMPTIONS	OTHER EXEMPTIONS	NET VALUATION
D11 Monr	D-11 Monroe	777,053	4,741,453	1,161,120	6,679,626	250,948	221,852	6,206,826
D14 Hodg	D-14 Hodgen	301,527	4,033,876	1,408,628	5,744,031	208,654	117,719	5,417,658
D39 Fans	D-39 Fanshawe	918,639	3,460,734	1,449,558	5,828,931	157,640	142,466	5,528,825
D4 Shady	D-4 Shady Point	613,187	5,185,514	1,656,559	7,455,260	229,275	201,888	7,024,097
I-16 LeF	I-16 LeFlore	617,327	5,103,405	309,221	6,029,953	294,521	157,695	5,577,737
I-17 Cam	I-17 Cameron	1,592,487	11,156,978	6,330,312	19,079,777	485,258	365,551	18,228,968
I-2 Spir	I-2 Spiro	2,800,732	28,487,603	20,049,673	51,338,008	1,332,367	1,094,607	48,911,034
I-20 Pan	I-20 Panama	1,379,585	12,996,822	24,578,957	38,955,364	638,263	391,729	37,925,372
I-26 Bok	I-26 Bokoshe	1,337,159	4,405,310	2,766,874	8,509,343	262,867	139,648	8,106,828
I-29 Pot	I-29 Poteau	9,146,796	65,690,348	8,321,204	83,158,348	1,948,604	1,994,333	79,215,411
I-3 Heav	I-3 Heavener	4,764,654	17,593,452	5,163,043	27,521,149	727,959	301,425	26,491,765
I-49 Wis	I-49 Wister	683,564	10,126,815	1,607,266	12,417,645	530,610	425,701	11,461,334
I-52 Tal	I-52 Talihina	666,912	7,171,397	1,100,159	8,938,468	315,862	139,825	8,482,781
I-62 Whi	I-62 Whitesboro	320,196	6,031,962	278,804	6,630,962	260,283	129,377	6,241,302
I-67 How	I-67 Howe	1,411,161	7,767,689	2,313,112	11,491,962	287,360	424,775	10,779,827
I-7 Poco	I-7 Pocola	2,419,314	19,079,601	1,855,559	23,354,474	848,909	318,110	22,187,455
I-91 Ark	I-91 Arkoma	1,174,645	6,061,028	527,733	7,763,406	344,601	100,461	7,318,344
JT14 Smi	JT-14 Smithville	114,831	3,898,999	799,746	4,813,576	136,934	99,956	4,576,686
JT2 Red	JT-2 Red Oak	1,008,568	147,473	172,111	1,328,152	3,500	0	1,324,652
JT37 McC	JT-37 McCurtain	335,392	600,266	36,325	971,983	28,833	0	943,150
JT43 Keo	JT-43 Keota	136,461	1,110,455	27,652	1,274,568	81,167	5,781	1,187,620
SCHOOL TOTAL VALUATION		32,520,190	224,851,180	81,913,616	339,284,986	9,374,415	6,772,899	323,137,672

TIF-District								
DISTRICT	DESCRIPTION	PERSONAL PROPERTY	REAL PROPERTY	PUBLIC SERVICE	TOTAL VALUATION	HOMESTEAD EXEMPTIONS	OTHER EXEMPTIONS	NET VALUATION
10001	Heav Tif 1 BAV	1,358	37,584	0	38,942	2,000	0	36,942
10002	Heav Tif 2 BAV	69	251,207	0	251,276	21,980	0	229,296
10003	Heav Tif 3 BAV	5,705	42,549	0	48,254	3,000	959	44,295
10004	Heavener Tiff 1	0	0	0	0	0	0	0

2023 LEFLORE COUNTY ASSESSOR'S OFFICE REPORT TO THE EXCISE BOARD

07/26/2023

10005	Heavener Tiff 2	0	0	0	0	0	0	0
10006	Heavener Tiff 3	0	0	2,577	2,577	0	0	2,577
TIF-DISTRICT TOTAL VALUATION		7,132	331,340	2,577	341,049	26,980	959	313,110

Vo-Tech								
DISTRICT	DESCRIPTION	PERSONAL PROPERTY	REAL PROPERTY	PUBLIC SERVICE	TOTAL VALUATION	HOMESTEAD EXEMPTIONS	OTHER EXEMPTIONS	NET VALUATION
V7	KIAMICHI VO TECH	32,520,190	224,851,180	81,913,616	339,284,986	9,374,415	6,772,899	323,137,672
VO-TECH TOTAL VALUATION		32,520,190	224,851,180	81,913,616	339,284,986	9,374,415	6,772,899	323,137,672


I, DEANA MORRISON, Assessor of LeFlore County Oklahoma, do hereby certify that the foregoing is a true and correct statement of valuations for Real Estate, Personal Property, Public Service and Homestead Exemptions as certified by the State Board of Equalization and shown by the records in the County Assessor's office. Subscribed by my name and affixed the seal of the County Assessor's office on this day of 07/26/2023.

State of Oklahoma)
 LeFlore County) SS




7/26/23
Date

DEANA MORRISON
County Assessor
LeFlore County



I, Kelli Ford, County Clerk of LeFlore County Oklahoma, do hereby certify that the above is a true, correct and complete list of the valuations of LeFlore County Oklahoma as certified by the LeFlore County Assessor's office.



Kelli Ford
County Clerk
LeFlore County



Excise Board:



7/28/23
Date

Real	Count	Value
Agricultural	7	8,893
Commercial	55	628,038
Residential	1,104	3,917,129
Total Real Value	1,166	4,554,060
Homestead	298	312,601
Veteran	9	49,468
Other	0	0
Total Exempt	332	362,069

TIF Increment Value

Net Assessed 4,191,991

Net Assessed Under Protest

Senior Freeze	37	37,513
Capped Parcels	271	167,554

Personal	Count	Value
Agricultural	3	62,066
Commercial	37	1,057,349
Mobile Home	8	18,392
Total Personal	48	1,137,807
Total Exempt	0	0

TIF Increment Value

Net Assessed 1,137,807

Net Assessed Under Protest

Public Service	Count	Value
Total PS Value	3	284,614

TIF Increment Value

Net Assessed 284,614

District Totals

Total Gross Value	5,976,481
Homestead Loss	312,601
Other Exemption Loss	49,468

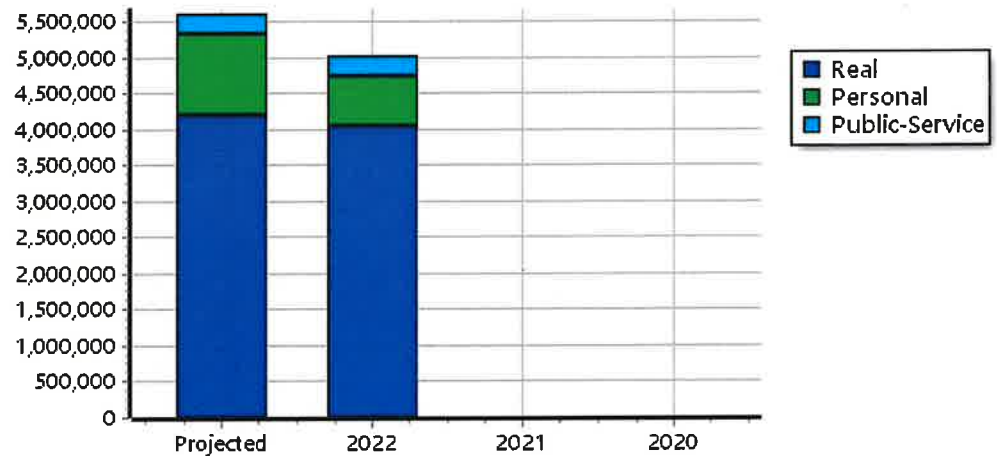
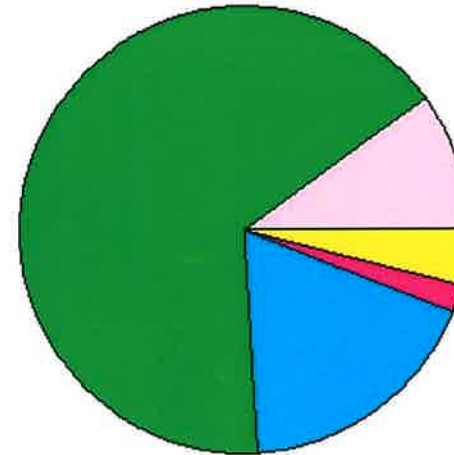
TIF Increment Value

Retained TIF Value

Net Assessed Value 5,614,412

Net Assessed Under Protest

* Public Service Protests Values are not included on this report.



Real	Count	Value
Agricultural	0	0
Commercial	24	86,018
Residential	341	843,259
Total Real Value	365	929,277
Homestead	67	67,667
Veteran	3	24,478
Other	0	0
Total Exempt	75	92,145

TIF Increment Value

Net Assessed 837,132

Net Assessed Under Protest

Senior Freeze	5	1,897
Capped Parcels	87	71,762

Personal	Count	Value
Agricultural	1	1,039
Commercial	24	97,861
Mobile Home	6	17,570
Total Personal	31	116,470
Total Exempt	0	0

TIF Increment Value

Net Assessed 116,470

Net Assessed Under Protest

Public Service	Count	Value
Total PS Value	6	150,468

TIF Increment Value

Net Assessed 150,468

District Totals

Total Gross Value	1,196,215
Homestead Loss	67,667
Other Exemption Loss	24,478

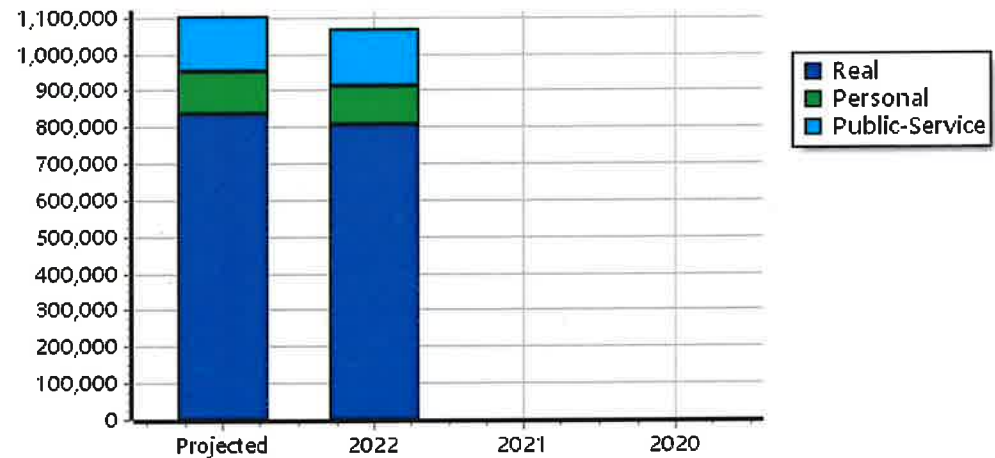
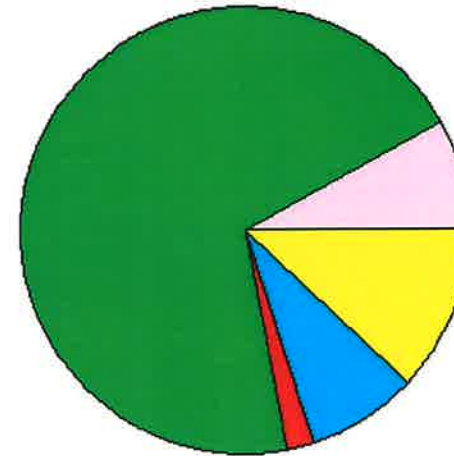
TIF Increment Value

Retained TIF Value

Net Assessed Value 1,104,070

Net Assessed Under Protest

* Public Service Protests Values are not included on this report.



Real	Count	Value
Agricultural	5	18
Commercial	5	143,742
Residential	168	420,159
Total Real Value	178	563,919
Homestead	48	47,719
Veteran	1	6,459
Other	0	0
Total Exempt	51	54,178

TIF Increment Value

Net Assessed 509,741

Net Assessed Under Protest

Senior Freeze	3	2,677
Capped Parcels	45	41,261

Personal	Count	Value
Agricultural	3	9,626
Commercial	24	44,647
Mobile Home	5	7,196
Total Personal	32	61,469
Total Exempt	1	200

TIF Increment Value

Net Assessed 61,269

Net Assessed Under Protest

Public Service	Count	Value
Total PS Value	9	580,022

TIF Increment Value

Net Assessed 580,022

District Totals

Total Gross Value	1,205,410
Homestead Loss	47,719
Other Exemption Loss	6,659

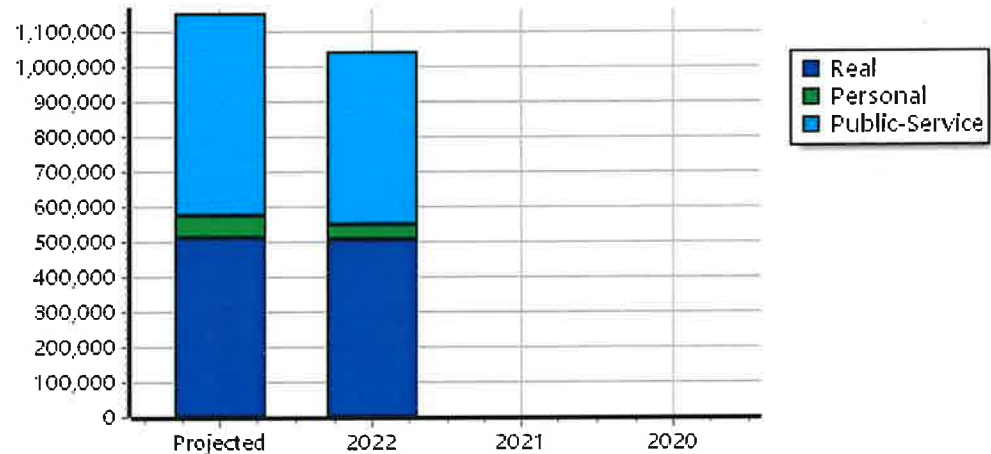
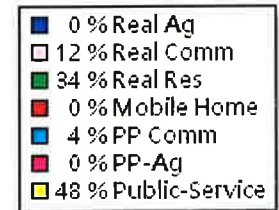
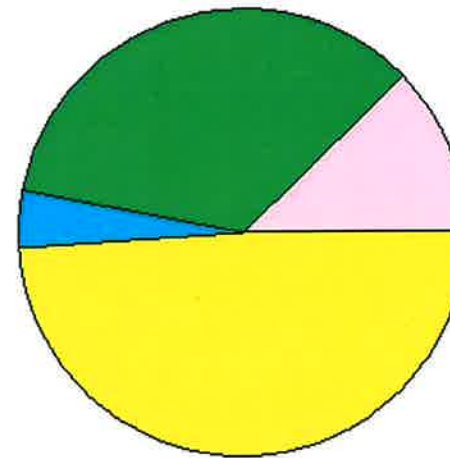
TIF Increment Value

Retained TIF Value

Net Assessed Value 1,151,032

Net Assessed Under Protest

* Public Service Protests Values are not included on this report.



Real	Count	Value
Agricultural	0	0
Commercial	1	440
Residential	143	264,189
Total Real Value	144	264,629
Homestead	33	34,167
Veteran	0	0
Other	0	0
Total Exempt	35	34,167

TIF Increment Value

Net Assessed 230,462

Net Assessed Under Protest

Senior Freeze	4	2,512
Capped Parcels	31	10,145

Personal	Count	Value
Agricultural	0	0
Commercial	2	1,445
Mobile Home	4	16,432
Total Personal	6	17,877
Total Exempt	0	0

TIF Increment Value

Net Assessed 17,877

Net Assessed Under Protest

Public Service	Count	Value
Total PS Value	1	518

TIF Increment Value

Net Assessed 518

District Totals

Total Gross Value	283,024
Homestead Loss	34,167
Other Exemption Loss	0

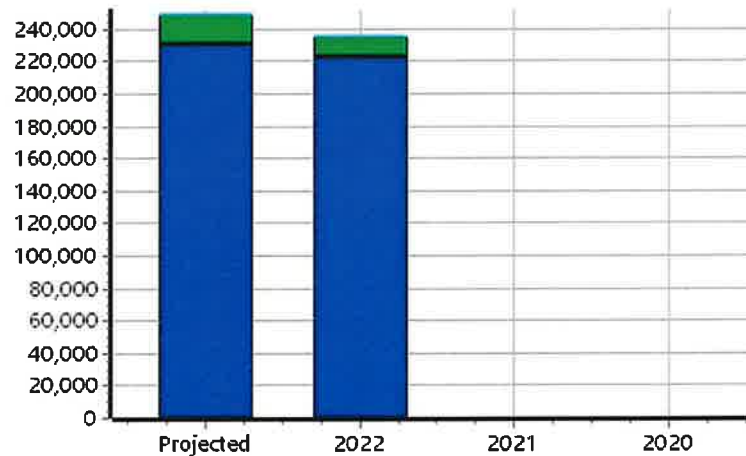
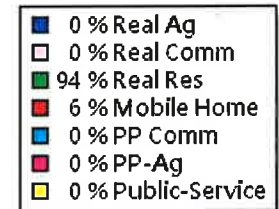
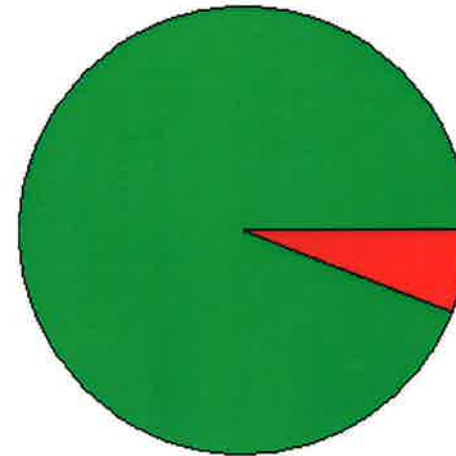
TIF Increment Value

Retained TIF Value


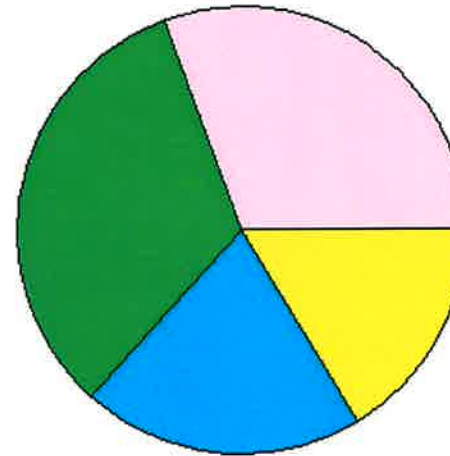
Net Assessed Value 248,857

Net Assessed Under Protest

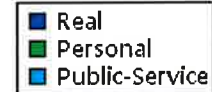
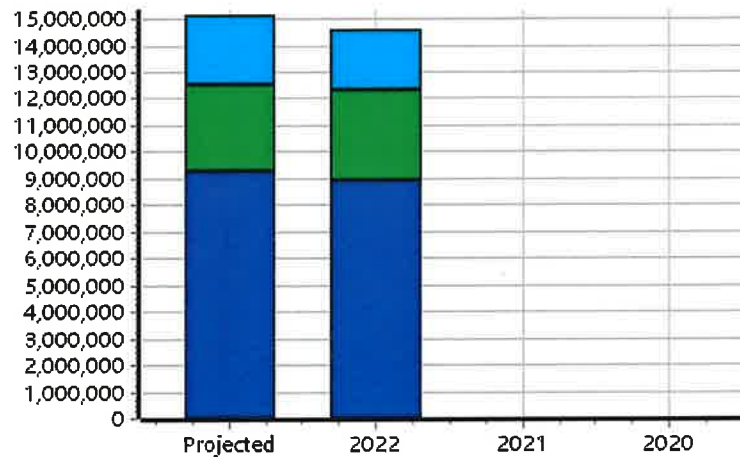
* Public Service Protests Values are not included on this report.



Real	Count	Value
Agricultural	42	122,120
Commercial	181	4,582,085
Residential	1,171	5,039,922
Total Real Value	1,394	9,744,127
Homestead	334	340,191
Veteran	15	156,049
Other	1	5,068
Total Exempt	362	501,308
TIF Increment Value		74,174
Net Assessed		9,168,645
Net Assessed Under Protest		
Senior Freeze	20	85,446
Capped Parcels	1,072	3,855,224



Personal	Count	Value
Agricultural	10	8,476
Commercial	142	3,195,403
Mobile Home	15	41,788
Total Personal	167	3,245,667
Total Exempt	0	0
TIF Increment Value		7,063
Net Assessed		3,238,604
Net Assessed Under Protest		
Public Service	Count	Value
Total PS Value	10	2,654,880
TIF Increment Value		0
Net Assessed		2,654,880



District Totals	
Total Gross Value	15,644,674
Homestead Loss	340,191
Other Exemption Loss	161,117
TIF Increment Value	81,237
Retained TIF Value	
Net Assessed Value	15,062,129

TIF Project Summary						
Code	Description	Expires	Base Value	Increment Value	Retained Inc	Total Value
4	Heavener Tiff 1	2032	0	0		0
6	Heavener Tiff 3	2032	0	0		2,577
1	Heav Tif 1 BAV	2032	18,333	36,942		55,275
3	Heav Tif 3 BAV	2032	39,529	44,295		83,824
Total TIF Valuation :			57,862	81,237	0	141,676

Net Assessed Under Protest

* Public Service Protests Values are not included on this report.

Real	Count	Value
Agricultural	2	20
Commercial	6	40,834
Residential	300	1,051,050
Total Real Value	308	1,091,904
Homestead	63	65,069
Veteran	4	35,959
Other	0	0
Total Exempt	71	101,028

TIF Increment Value

Net Assessed 990,876

Net Assessed Under Protest

Senior Freeze	3	9,139
Capped Parcels	216	418,228

Personal	Count	Value
Agricultural	2	2,012
Commercial	31	172,354
Mobile Home	9	32,507
Total Personal	42	206,873
Total Exempt	0	0

TIF Increment Value

Net Assessed 206,873

Net Assessed Under Protest

Public Service	Count	Value
Total PS Value	7	415,148

TIF Increment Value

Net Assessed 415,148

District Totals

Total Gross Value	1,713,925
Homestead Loss	65,069
Other Exemption Loss	35,959

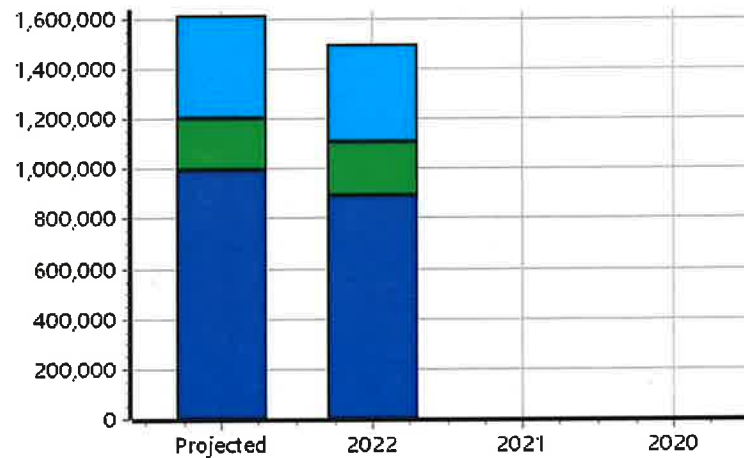

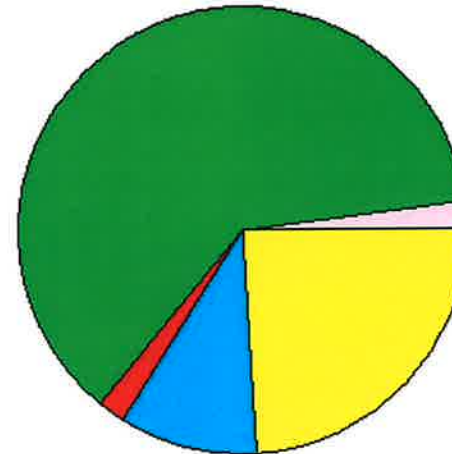
TIF Increment Value

Retained TIF Value

Net Assessed Value 1,612,897

Net Assessed Under Protest

* Public Service Protests Values are not included on this report.



Real	Count	Value
Agricultural	16	21,376
Commercial	49	607,964
Residential	747	2,914,775
Total Real Value	812	3,544,115
Homestead	207	218,086
Veteran	12	69,656
Other	0	0
Total Exempt	238	287,742

TIF Increment Value

Net Assessed 3,256,373

Net Assessed Under Protest

Senior Freeze	29	27,758
Capped Parcels	184	715,300

Personal	Count	Value
Agricultural	4	4,111
Commercial	35	125,294
Mobile Home	6	13,130
Total Personal	45	142,535
Total Exempt	1	2,000

TIF Increment Value

Net Assessed 140,535

Net Assessed Under Protest

Public Service	Count	Value
Total PS Value	7	576,250

TIF Increment Value

Net Assessed 576,250

District Totals

Total Gross Value	4,262,900
Homestead Loss	218,086
Other Exemption Loss	71,656

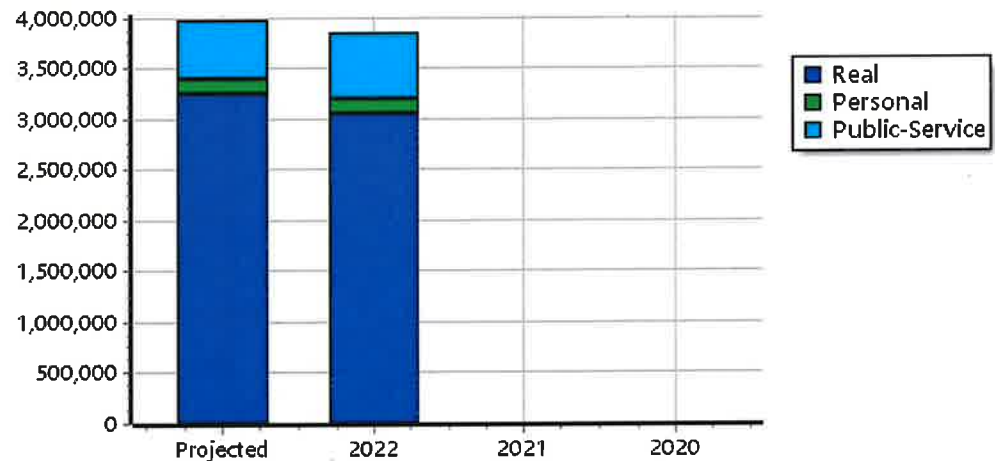
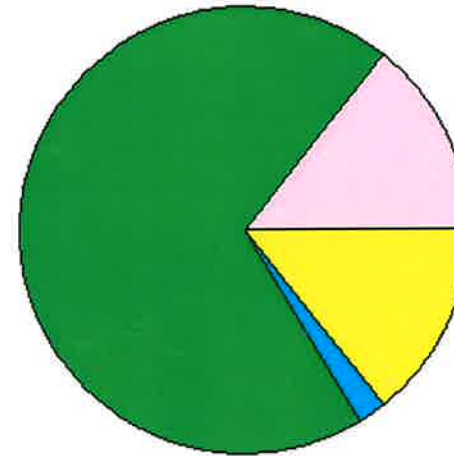
TIF Increment Value

Retained TIF Value

Net Assessed Value 3,973,158

Net Assessed Under Protest

* Public Service Protests Values are not included on this report.



Real	Count	Value
Agricultural	345	1,736,499
Commercial	159	3,278,662
Residential	2,135	14,064,440
Total Real Value	2,639	19,079,601

Homestead	822	848,909
Veteran	32	318,110
Other	0	0
Total Exempt	892	1,167,019

TIF Increment Value

Net Assessed 17,912,582

Net Assessed Under Protest

Senior Freeze	82	105,646
Capped Parcels	659	2,349,082

Personal	Count	Value
Agricultural	97	142,234
Commercial	157	2,045,842
Mobile Home	57	221,633
Total Personal	311	2,409,709

Total Exempt 2 1,779

TIF Increment Value

Net Assessed 2,407,930

Net Assessed Under Protest

Public Service	Count	Value
Total PS Value	18	1,855,559

TIF Increment Value

Net Assessed 1,855,559

District Totals

Total Gross Value	23,344,869
Homestead Loss	848,909
Other Exemption Loss	319,889

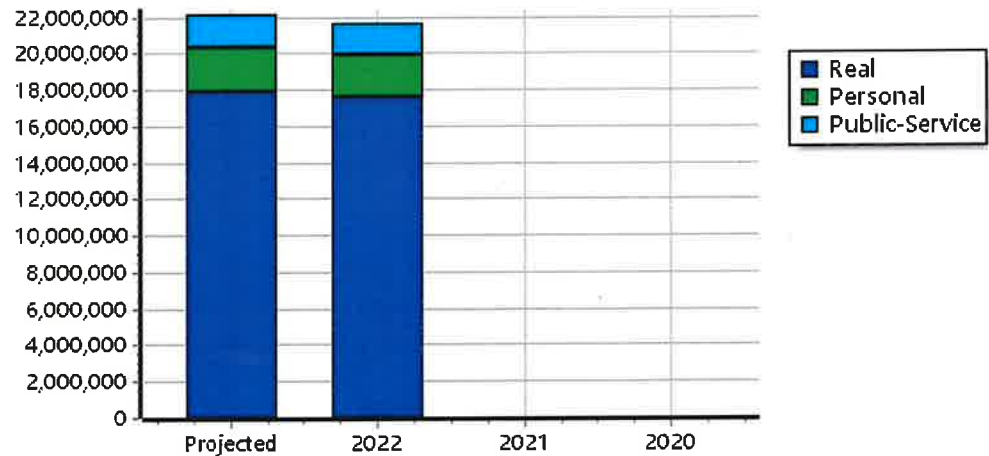
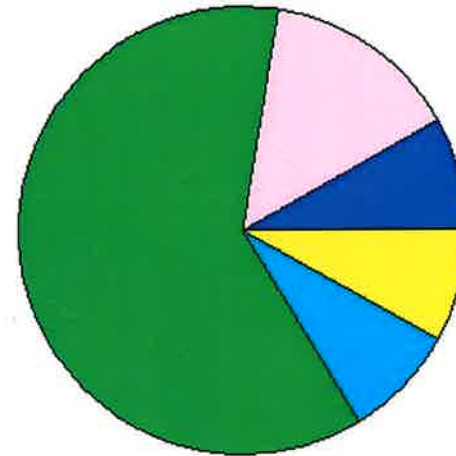
TIF Increment Value

Retained TIF Value

Net Assessed Value 22,176,071

Net Assessed Under Protest

* Public Service Protests Values are not included on this report.



Real	Count	Value
Agricultural	42	394,184
Commercial	493	12,716,025
Residential	3,765	27,623,833
Total Real Value	4,300	40,734,042
Homestead	1,154	1,189,760
Veteran	69	1,030,270
Other	1	27,500
Total Exempt	1,283	2,247,530

TIF Increment Value

Net Assessed 38,486,512

Net Assessed Under Protest

Senior Freeze	126	469,574
Capped Parcels	2,522	10,348,160

Personal	Count	Value
Agricultural	19	81,922
Commercial	531	7,896,240
Mobile Home	17	36,854
Total Personal	567	8,015,016
Total Exempt	3	394,746

TIF Increment Value

Net Assessed 7,620,270

Net Assessed Under Protest

Public Service	Count	Value
Total PS Value	17	6,084,109

TIF Increment Value

Net Assessed 6,084,109

District Totals

Total Gross Value	54,833,167
Homestead Loss	1,189,760
Other Exemption Loss	1,452,516

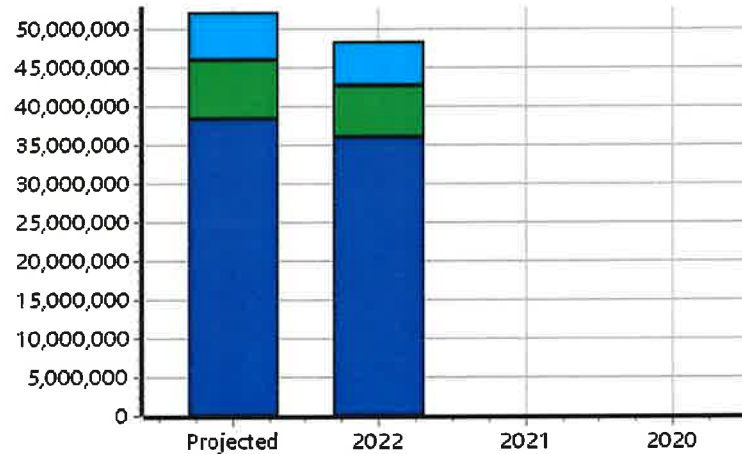

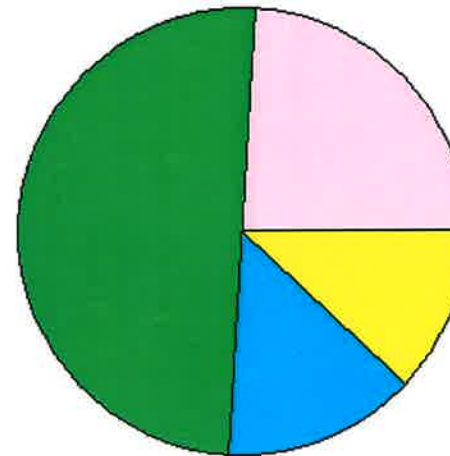
TIF Increment Value

Retained TIF Value

Net Assessed Value 52,190,891

Net Assessed Under Protest

* Public Service Protests Values are not included on this report.



Real	Count	Value
Agricultural	0	0
Commercial	3	31,727
Residential	111	739,024
Total Real Value	114	770,751
Homestead	43	42,547
Veteran	2	16,390
Other	0	0
Total Exempt	46	58,937

TIF Increment Value

Net Assessed 711,814

Net Assessed Under Protest

Senior Freeze	4	7,340
Capped Parcels	33	23,436

Personal	Count	Value
Agricultural	0	0
Commercial	32	213,821
Mobile Home	0	0
Total Personal	32	213,821
Total Exempt	0	0

TIF Increment Value

Net Assessed 213,821

Net Assessed Under Protest

Public Service	Count	Value
Total PS Value	7	1,000,793

TIF Increment Value

Net Assessed 1,000,793

District Totals

Total Gross Value	1,985,365
Homestead Loss	42,547
Other Exemption Loss	16,390

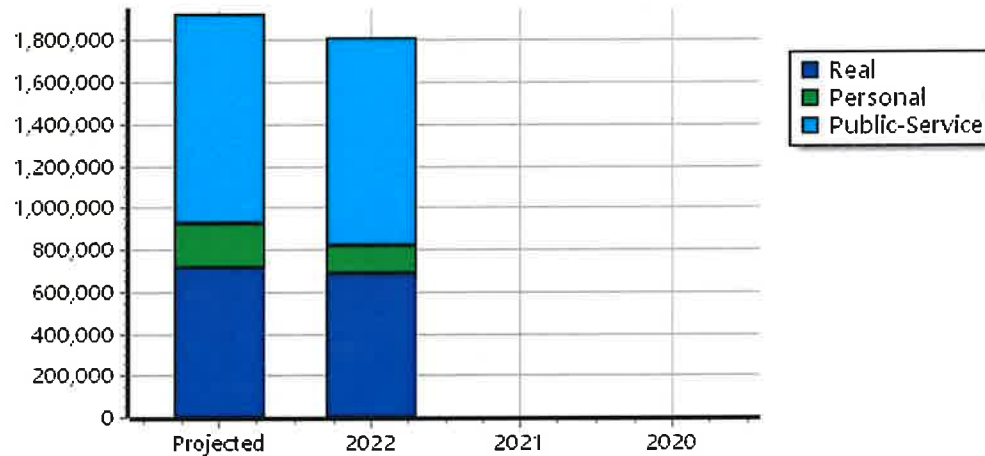

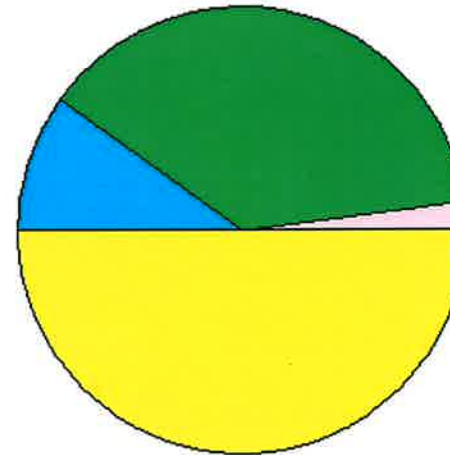
TIF Increment Value

Retained TIF Value

Net Assessed Value 1,926,428

Net Assessed Under Protest

* Public Service Protests Values are not included on this report.



Real	Count	Value
Agricultural	8	18,327
Commercial	127	1,879,468
Residential	1,092	5,764,580
Total Real Value	1,227	7,662,375
Homestead	327	339,077
Veteran	17	184,724
Other	0	0
Total Exempt	366	523,801

TIF Increment Value

Net Assessed 7,138,574

Net Assessed Under Protest

Senior Freeze	35	20,648
Capped Parcels	266	262,980

Personal	Count	Value
Agricultural	5	2,079
Commercial	118	754,088
Mobile Home	8	29,698
Total Personal	131	785,865
Total Exempt	0	0

TIF Increment Value

Net Assessed 785,865

Net Assessed Under Protest

Public Service	Count	Value
Total PS Value	10	549,442

TIF Increment Value

Net Assessed 549,442

District Totals

Total Gross Value	8,997,682
Homestead Loss	339,077
Other Exemption Loss	184,724

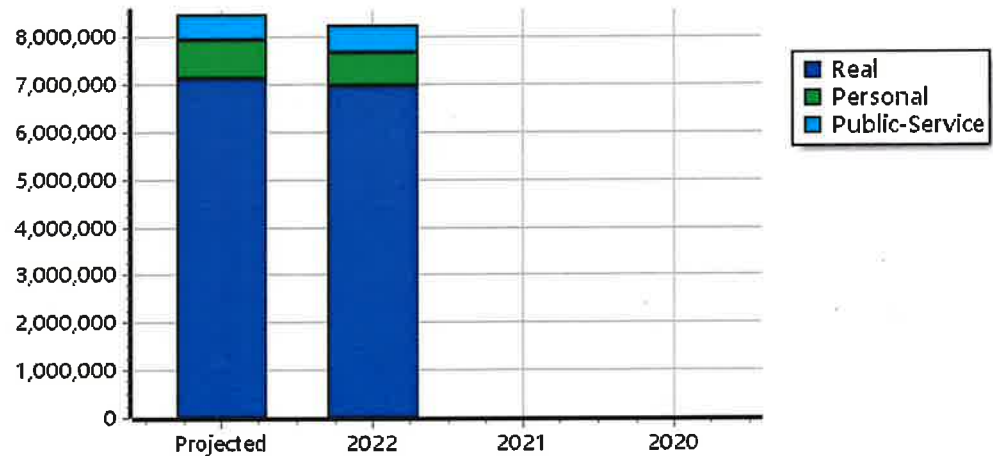
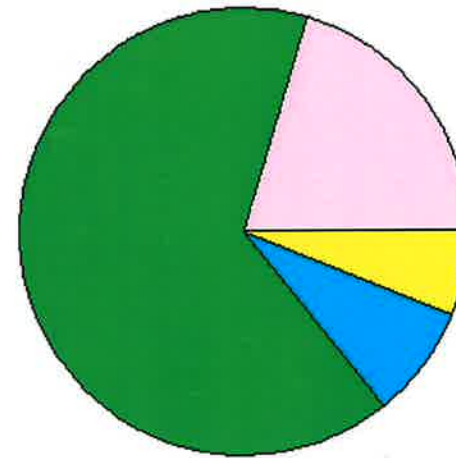
TIF Increment Value

Retained TIF Value

Net Assessed Value 8,473,881

Net Assessed Under Protest

* Public Service Protests Values are not included on this report.



Real	Count	Value
Agricultural	0	0
Commercial	113	1,288,470
Residential	646	2,231,492
Total Real Value	759	3,519,962
Homestead	151	159,810
Veteran	6	24,699
Other	0	0
Total Exempt	171	184,509

TIF Increment Value

Net Assessed 3,335,453

Net Assessed Under Protest

Senior Freeze	15	37,009
Capped Parcels	555	-1,985,731

Personal	Count	Value
Agricultural	3	12,133
Commercial	108	352,324
Mobile Home	7	46,588
Total Personal	118	411,045
Total Exempt	0	0

TIF Increment Value

Net Assessed 411,045

Net Assessed Under Protest

Public Service	Count	Value
Total PS Value	8	442,133

TIF Increment Value

Net Assessed 442,133

District Totals

Total Gross Value	4,373,140
Homestead Loss	159,810
Other Exemption Loss	24,699

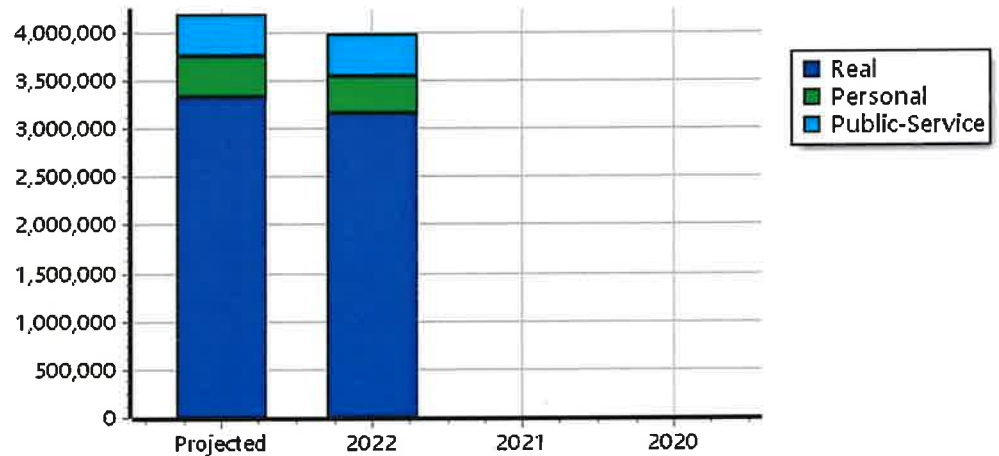
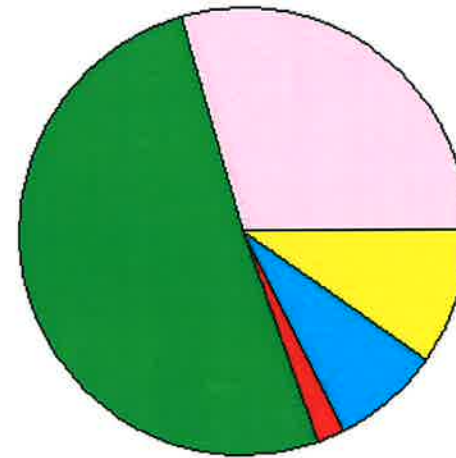
TIF Increment Value

Retained TIF Value

Net Assessed Value 4,188,631

Net Assessed Under Protest

* Public Service Protests Values are not included on this report.



Real	Count	Value
Agricultural	15	83,686
Commercial	65	610,780
Residential	574	2,730,049
Total Real Value	654	3,424,515
Homestead	195	201,783
Veteran	11	97,813
Other	0	0
Total Exempt	223	299,596

TIF Increment Value

Net Assessed 3,124,919

Net Assessed Under Protest

Senior Freeze	29	100,578
Capped Parcels	492	1,302,705

Personal	Count	Value
Agricultural	4	503
Commercial	70	348,303
Mobile Home	8	17,047
Total Personal	82	365,853
Total Exempt	0	0

TIF Increment Value

Net Assessed 365,853

Net Assessed Under Protest

Public Service	Count	Value
Total PS Value	8	469,651

TIF Increment Value

Net Assessed 469,651

District Totals

Total Gross Value	4,260,019
Homestead Loss	201,783
Other Exemption Loss	97,813

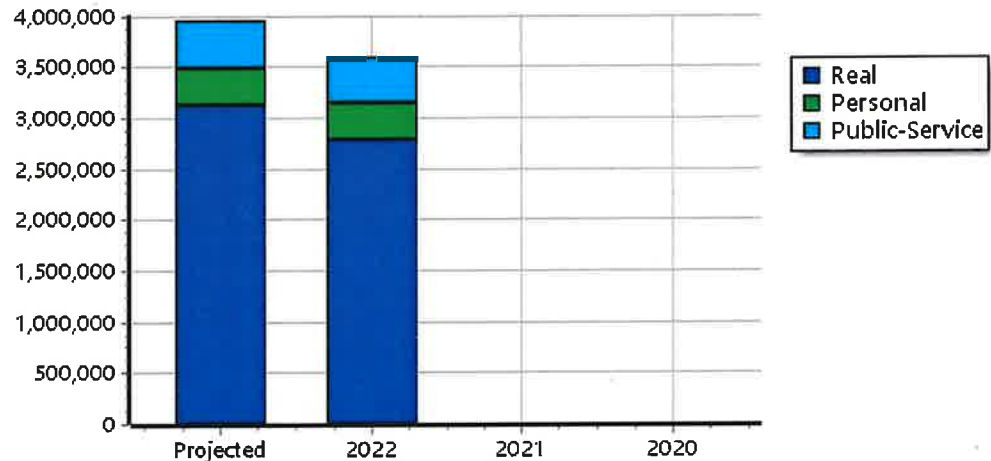
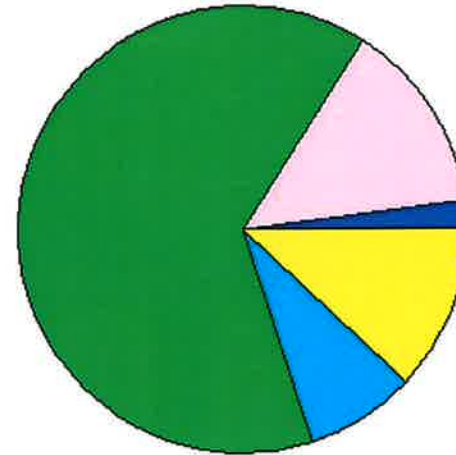
TIF Increment Value

Retained TIF Value

Net Assessed Value 3,960,423

Net Assessed Under Protest

* Public Service Protests Values are not included on this report.



Real	Count	Value
Agricultural	175	868,328
Commercial	3	19,657
Residential	167	551,471
Total Real Value	345	1,439,456
Homestead	69	70,969
Veteran	2	27,969
Other	0	0
Total Exempt	76	98,938

TIF Increment Value

Net Assessed 1,340,518

Net Assessed Under Protest

Senior Freeze	6	31,842
Capped Parcels	180	689,698

Personal	Count	Value
Agricultural	28	63,619
Commercial	3	180,562
Mobile Home	7	17,622
Total Personal	38	261,803
Total Exempt	0	0

TIF Increment Value

Net Assessed 261,803

Net Assessed Under Protest

Public Service	Count	Value
Total PS Value	5	774,444

TIF Increment Value

Net Assessed 774,444

District Totals

Total Gross Value	2,475,703
Homestead Loss	70,969
Other Exemption Loss	27,969

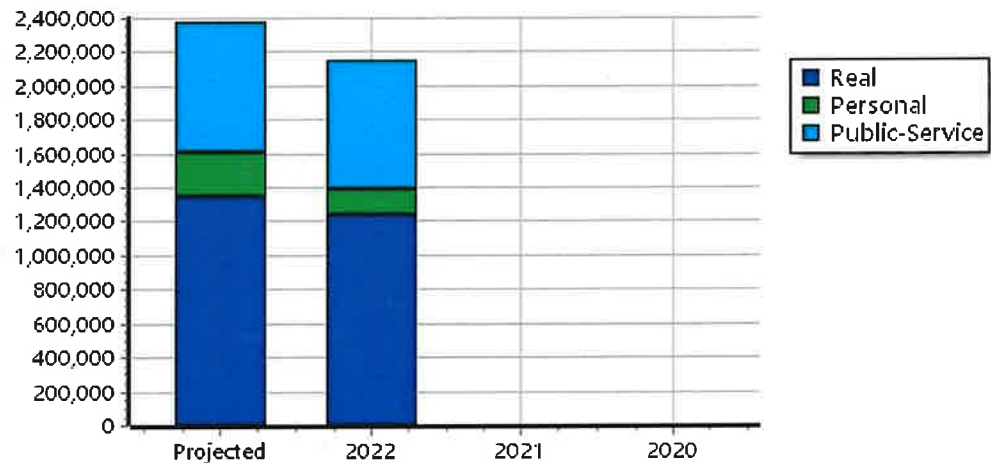
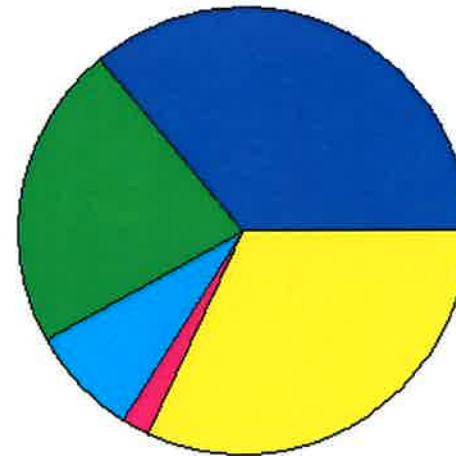
TIF Increment Value

Retained TIF Value

Net Assessed Value 2,376,765

Net Assessed Under Protest

* Public Service Protests Values are not included on this report.



Real	Count	Value
Agricultural	76	160,352
Commercial	0	0
Residential	329	947,582
Total Real Value	405	1,107,934
Homestead	80	80,470
Veteran	8	60,368
Other	0	0
Total Exempt	94	140,838

TIF Increment Value

Net Assessed 967,096

Net Assessed Under Protest

Senior Freeze	8	5,611
Capped Parcels	144	113,733

Personal	Count	Value
Agricultural	16	29,963
Commercial	2	4,491
Mobile Home	10	36,524
Total Personal	28	70,978
Total Exempt	1	200

TIF Increment Value

Net Assessed 70,778

Net Assessed Under Protest

Public Service	Count	Value
Total PS Value	3	93,842

TIF Increment Value

Net Assessed 93,842

District Totals

Total Gross Value	1,272,754
Homestead Loss	80,470
Other Exemption Loss	60,568

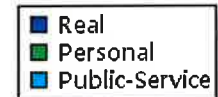
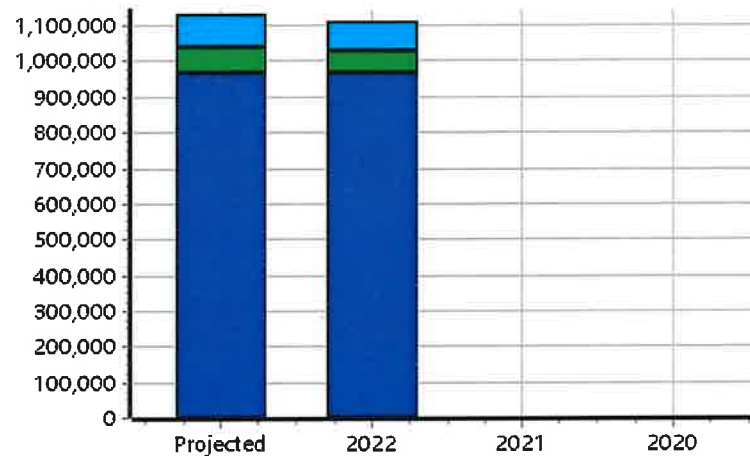
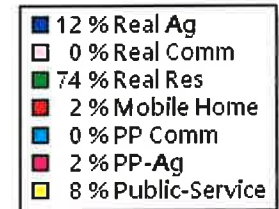
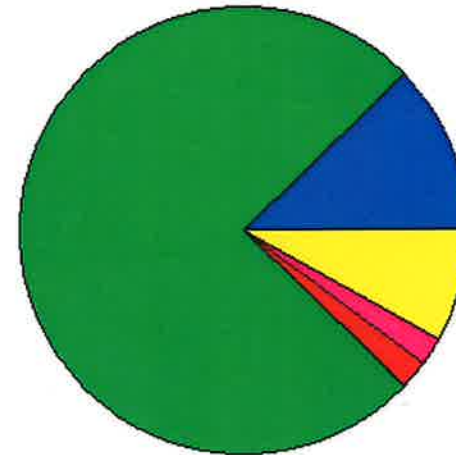
TIF Increment Value

Retained TIF Value

Net Assessed Value 1,131,716

Net Assessed Under Protest

* Public Service Protests Values are not included on this report.



Real	Count	Value
Agricultural	155	622,920
Commercial	10	297,893
Residential	470	1,853,930
Total Real Value	635	2,774,743
Homestead	145	149,648
Veteran	5	55,031
Other	0	0
Total Exempt	156	204,679

TIF Increment Value

Net Assessed 2,570,064

Net Assessed Under Protest

Senior Freeze	11	9,010
Capped Parcels	187	497,328

Personal	Count	Value
Agricultural	28	58,902
Commercial	12	64,007
Mobile Home	16	60,023
Total Personal	56	182,932
Total Exempt	1	2,000

TIF Increment Value

Net Assessed 180,932

Net Assessed Under Protest

Public Service	Count	Value
Total PS Value	3	167,628

TIF Increment Value

Net Assessed 167,628

District Totals

Total Gross Value	3,125,303
Homestead Loss	149,648
Other Exemption Loss	57,031

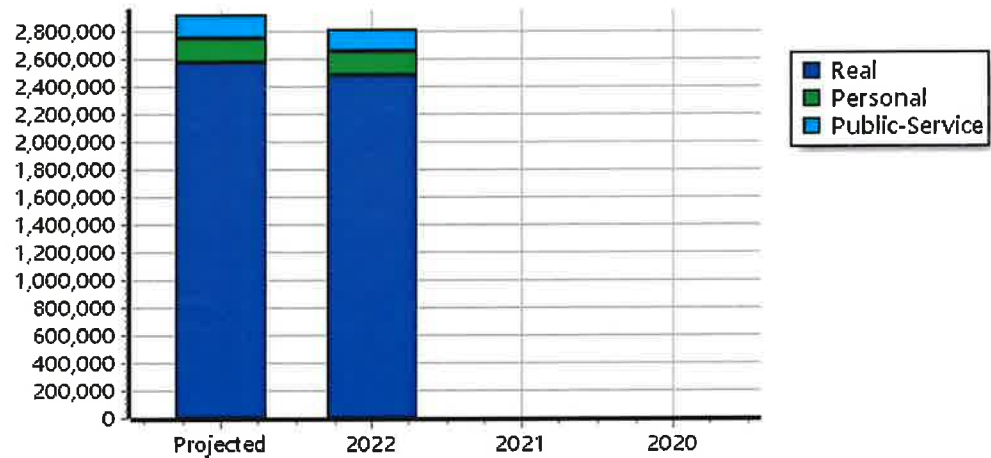
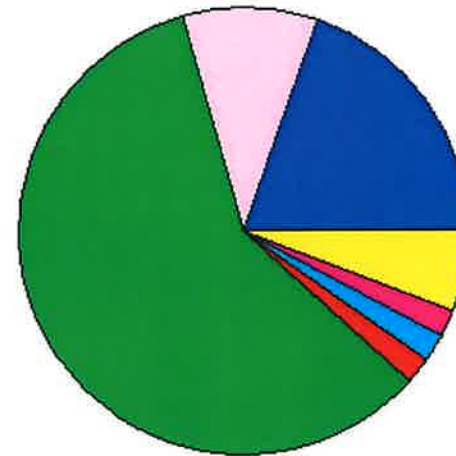
TIF Increment Value

Retained TIF Value


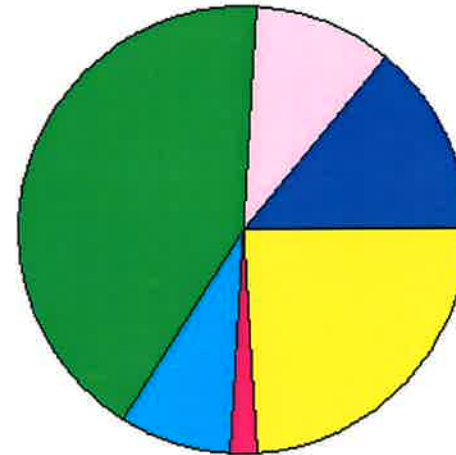
Net Assessed Value 2,918,624

Net Assessed Under Protest

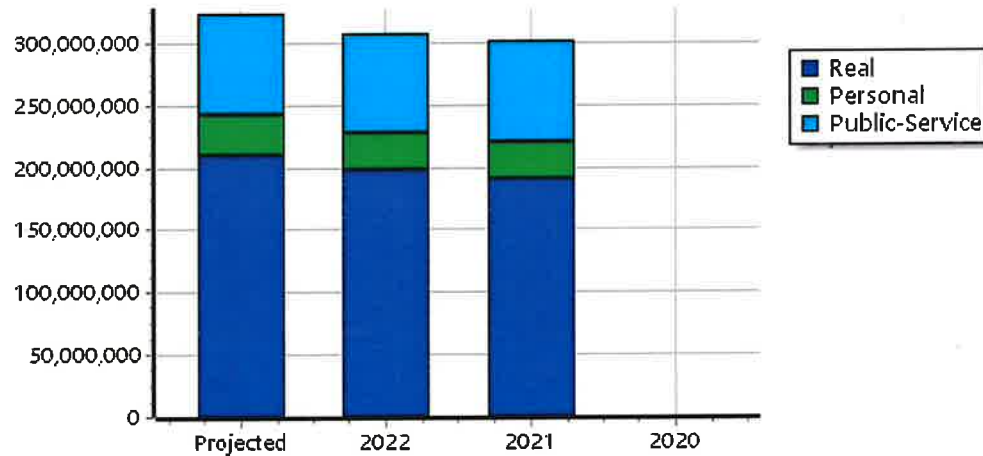
* Public Service Protests Values are not included on this report.



Real	Count	Value
Agricultural	10,828	45,472,125
Commercial	1,715	34,368,583
Residential	25,226	145,341,812
Total Real Value	37,769	225,182,520
Homestead	9,148	9,401,395
Veteran	547	6,734,790
Other	6	39,068
Total Exempt	10,209	16,175,253
TIF Increment Value		303,401
Net Assessed		208,703,866
Net Assessed Under Protest	0	0
Senior Freeze	917	2,558,231
Capped Parcels	16,865	54,138,212



Personal	Count	Value
Agricultural	1,901	3,425,801
Commercial	1,812	26,667,629
Mobile Home	709	2,844,937
Total Personal	4,422	32,938,367
Total Exempt	20	411,045
TIF Increment Value		7,132
Net Assessed		32,520,190
Net Assessed Under Protest	7	1,166,122
Public Service	Count	Value
Total PS Value	301	81,913,616
TIF Increment Value		0
Net Assessed		81,913,616

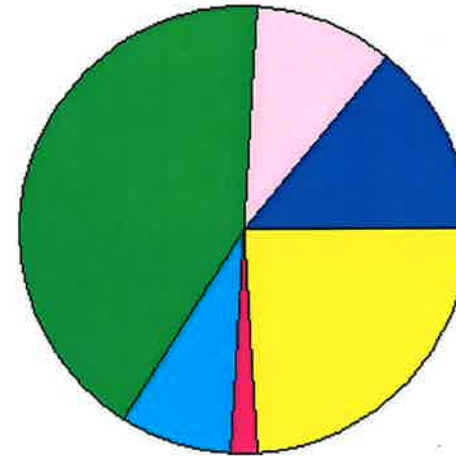


District Totals	
Total Gross Value	340,034,503
Homestead Loss	9,401,395
Other Exemption Loss	7,184,903
TIF Increment Value	310,533
Retained TIF Value	
Net Assessed Value	323,137,672
Net Assessed Under Protest	1,166,122

* Public Service Protests Values are not included on this report.

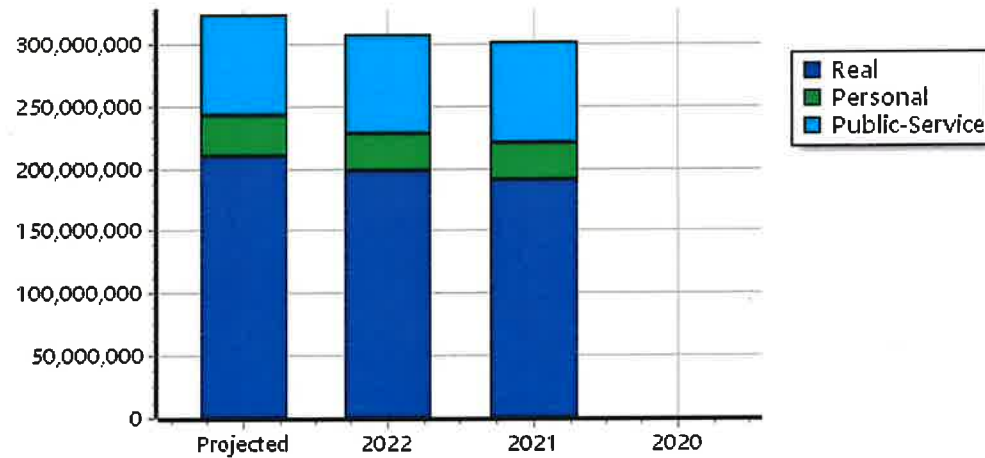
TIF Project Summary						
Code	Description	Expires	Base Value	Increment Value	Retained Inc	Total Value
4	Heavener Tiff 1	2032	0	0		0
5	Heavener Tiff 2	2032	0	0		0
6	Heavener Tiff 3	2032	0	0		2,577
1	Heav Tif 1 BAV	2032	18,333	36,942		55,275
2	Heav Tif 2 BAV	2032	311,364	229,296		540,660
3	Heav Tif 3 BAV	2032	39,529	44,295		83,824
Total TIF Valuation :			369,226	310,533	0	682,336

Real	Count	Value
Agricultural	10,828	45,472,125
Commercial	1,715	34,368,583
Residential	25,226	145,341,812
Total Real Value	37,769	225,182,520
Homestead	9,148	9,401,395
Veteran	547	6,734,790
Other	6	39,068
Total Exempt	10,209	16,175,253
TIF Increment Value		303,401
Net Assessed		208,703,866
Net Assessed Under Protest	0	0
Senior Freeze	917	2,558,231
Capped Parcels	16,865	54,138,212



14 % Real Ag
10 % Real Comm
42 % Real Res
0 % Mobile Home
8 % PP Comm
2 % PP-Ag
24 % Public-Service

Personal	Count	Value
Agricultural	1,901	3,425,801
Commercial	1,812	26,667,629
Mobile Home	709	2,844,937
Total Personal	4,422	32,938,367
Total Exempt	20	411,045
TIF Increment Value		7,132
Net Assessed		32,520,190
Net Assessed Under Protest	7	1,166,122
Public Service	Count	Value
Total PS Value	301	81,913,616
TIF Increment Value		0
Net Assessed		81,913,616



District Totals	
Total Gross Value	340,034,503
Homestead Loss	9,401,395
Other Exemption Loss	7,184,903
TIF Increment Value	310,533
Retained TIF Value	
Net Assessed Value	323,137,672
Net Assessed Under Protest	1,166,122

* Public Service Protests Values are not included on this report.

TIF Project Summary						
Code	Description	Expires	Base Value	Increment Value	Retained Inc	Total Value
4	Heavener Tiff 1	2032	0	0		0
5	Heavener Tiff 2	2032	0	0		0
6	Heavener Tiff 3	2032	0	0		2,577
1	Heav Tif 1 BAV	2032	18,333	36,942		55,275
2	Heav Tif 2 BAV	2032	311,364	229,296		540,660
3	Heav Tif 3 BAV	2032	39,529	44,295		83,824
Total TIF Valuation :			369,226	310,533	0	682,336

Real	Count	Value
Agricultural	494	2,524,966
Commercial	6	46,068
Residential	408	2,170,419
Total Real Value	908	4,741,453
Homestead	249	250,948
Veteran	15	220,752
Other	1	1,100
Total Exempt	279	472,800

TIF Increment Value

Net Assessed 4,268,653

Net Assessed Under Protest

Senior Freeze	28	138,689
Capped Parcels	485	1,707,045

Personal	Count	Value
Agricultural	107	179,272
Commercial	20	468,950
Mobile Home	28	130,435
Total Personal	155	778,657
Total Exempt	1	1,604

TIF Increment Value

Net Assessed 777,053

Net Assessed Under Protest

Public Service	Count	Value
Total PS Value	8	1,161,120

TIF Increment Value

Net Assessed 1,161,120

District Totals

Total Gross Value	6,681,230
Homestead Loss	250,948
Other Exemption Loss	223,456

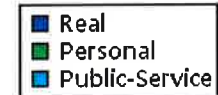
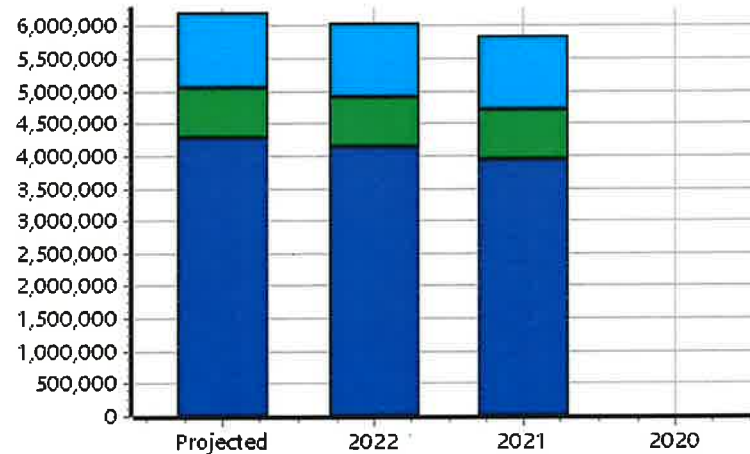
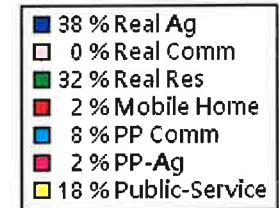
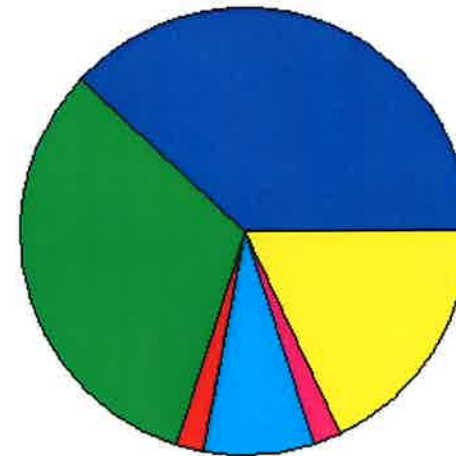
TIF Increment Value

Retained TIF Value

Net Assessed Value 6,206,826

Net Assessed Under Protest

* Public Service Protests Values are not included on this report.



Real	Count	Value
Agricultural	481	1,909,692
Commercial	10	93,567
Residential	513	2,030,617
Total Real Value	1,004	4,033,876
Homestead	210	208,654
Veteran	16	117,719
Other	0	0
Total Exempt	236	326,373

TIF Increment Value

Net Assessed 3,707,503

Net Assessed Under Protest

Senior Freeze	27	107,182
Capped Parcels	783	2,072,804

Personal	Count	Value
Agricultural	98	149,169
Commercial	33	86,448
Mobile Home	18	67,910
Total Personal	149	303,527
Total Exempt	1	2,000

TIF Increment Value

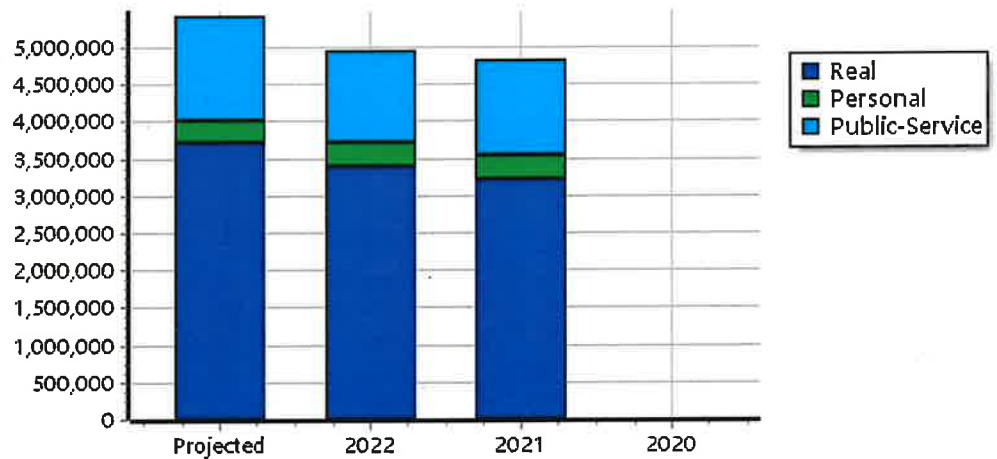
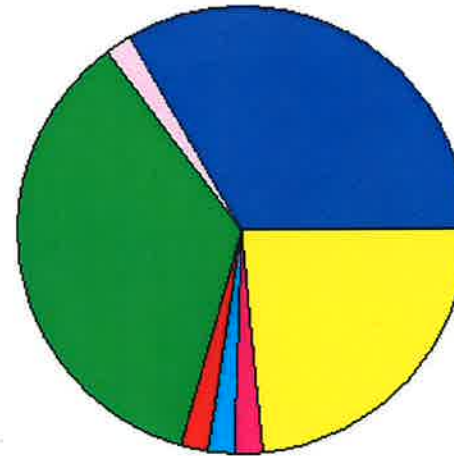
Net Assessed 301,527

Net Assessed Under Protest

Public Service	Count	Value
Total PS Value	9	1,408,628
TIF Increment Value		
Net Assessed		1,408,628

District Totals	
Total Gross Value	5,746,031
Homestead Loss	208,654
Other Exemption Loss	119,719
TIF Increment Value	
Retained TIF Value	
Net Assessed Value	5,417,658
Net Assessed Under Protest	

* Public Service Protests Values are not included on this report.



Real	Count	Value
Agricultural	493	2,103,677
Commercial	5	25,656
Residential	306	1,331,401
Total Real Value	804	3,460,734
Homestead	155	157,640
Veteran	9	142,466
Other	0	0
Total Exempt	172	300,106

TIF Increment Value

Net Assessed		3,160,628
Net Assessed Under Protest	0	0
Senior Freeze	14	79,405
Capped Parcels	410	1,572,299

Personal	Count	Value
Agricultural	72	166,424
Commercial	20	665,553
Mobile Home	21	86,662
Total Personal	113	918,639
Total Exempt	0	0

TIF Increment Value

Net Assessed		918,639
Net Assessed Under Protest	1	13,464

Public Service	Count	Value
Total PS Value	12	1,449,558

TIF Increment Value

Net Assessed		1,449,558
---------------------	--	------------------

District Totals

Total Gross Value	5,828,931
Homestead Loss	157,640
Other Exemption Loss	142,466

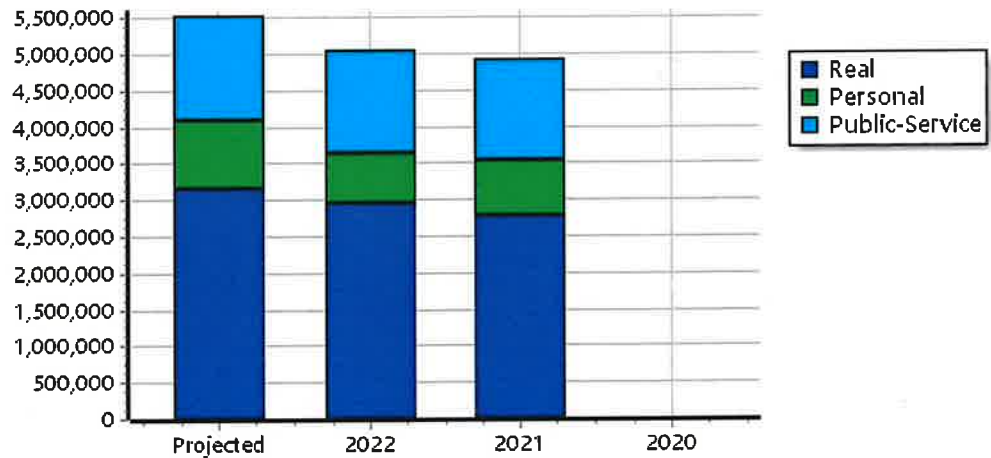
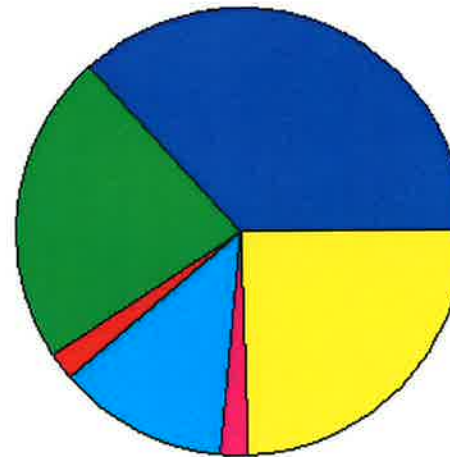
TIF Increment Value

Retained TIF Value

Net Assessed Value	5,528,825
---------------------------	------------------

Net Assessed Under Protest	13,464
-----------------------------------	---------------

* Public Service Protests Values are not included on this report.



Real	Count	Value
Agricultural	58	422,103
Commercial	30	555,256
Residential	588	4,208,155
Total Real Value	676	5,185,514
Homestead	230	229,275
Veteran	16	201,888
Other	0	0
Total Exempt	253	431,163

TIF Increment Value

Net Assessed 4,754,351

Net Assessed Under Protest

Senior Freeze	14	21,491
Capped Parcels	158	233,505

Personal	Count	Value
Agricultural	21	34,262
Commercial	44	492,077
Mobile Home	22	86,848
Total Personal	87	613,187
Total Exempt	0	0

TIF Increment Value

Net Assessed 613,187

Net Assessed Under Protest

Public Service	Count	Value
Total PS Value	17	1,656,559

TIF Increment Value

Net Assessed 1,656,559

District Totals

Total Gross Value	7,455,260
Homestead Loss	229,275
Other Exemption Loss	201,888

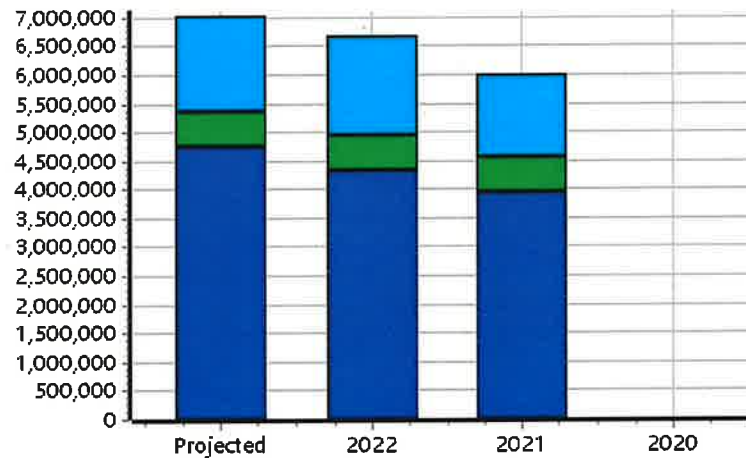

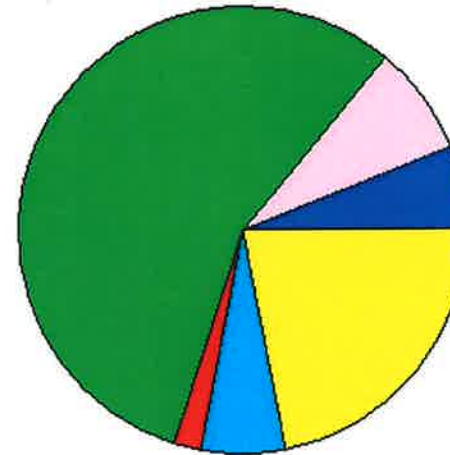
TIF Increment Value

Retained TIF Value

Net Assessed Value 7,024,097

Net Assessed Under Protest

* Public Service Protests Values are not included on this report.



Real	Count	Value
Agricultural	828	2,284,999
Commercial	7	43,266
Residential	822	2,775,140
Total Real Value	1,657	5,103,405
Homestead	282	294,521
Veteran	19	154,395
Other	1	3,300
Total Exempt	323	452,216

TIF Increment Value

Net Assessed		4,651,189
Net Assessed Under Protest	0	0
Senior Freeze	25	124,359
Capped Parcels	885	1,902,545

Personal	Count	Value
Agricultural	112	188,017
Commercial	26	304,365
Mobile Home	32	125,145
Total Personal	170	617,527
Total Exempt	1	200

TIF Increment Value

Net Assessed		617,327
Net Assessed Under Protest	1	4,720

Public Service	Count	Value
Total PS Value	8	309,221

TIF Increment Value

Net Assessed		309,221
---------------------	--	----------------

District Totals

Total Gross Value	6,030,153
Homestead Loss	294,521
Other Exemption Loss	157,895

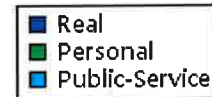
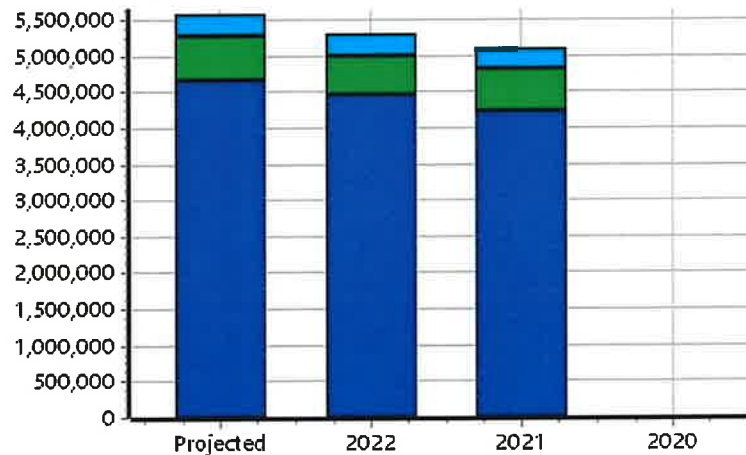

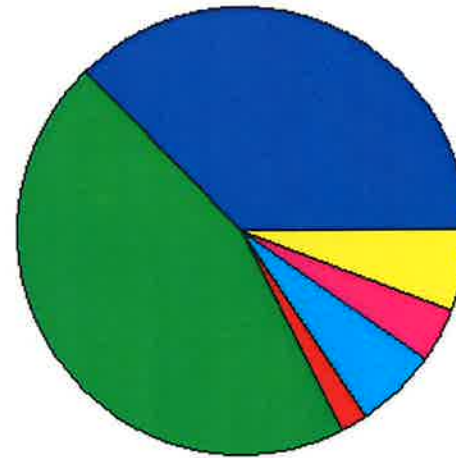
TIF Increment Value

Retained TIF Value

Net Assessed Value	5,577,737
---------------------------	------------------

Net Assessed Under Protest	4,720
-----------------------------------	--------------

* Public Service Protests Values are not included on this report.



Real	Count	Value
Agricultural	759	4,204,160
Commercial	29	1,159,996
Residential	1,116	5,792,822
Total Real Value	1,904	11,156,978
Homestead	478	485,258
Veteran	24	365,551
Other	0	0
Total Exempt	520	850,809

TIF Increment Value

Net Assessed 10,306,169

Net Assessed Under Protest

Senior Freeze	35	42,265
Capped Parcels	486	1,060,554

Personal	Count	Value
Agricultural	160	312,797
Commercial	74	1,067,360
Mobile Home	56	214,730
Total Personal	290	1,594,887
Total Exempt	3	2,400

TIF Increment Value

Net Assessed 1,592,487

Net Assessed Under Protest

Public Service	Count	Value
Total PS Value	26	6,330,312

TIF Increment Value

Net Assessed 6,330,312

District Totals

Total Gross Value	19,082,177
Homestead Loss	485,258
Other Exemption Loss	367,951

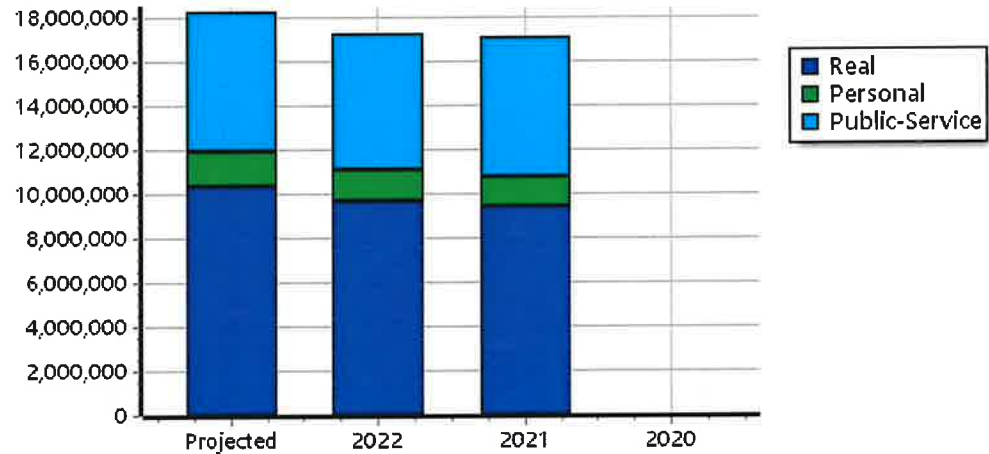
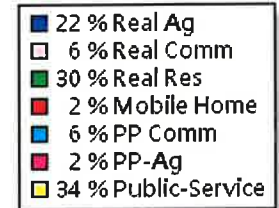
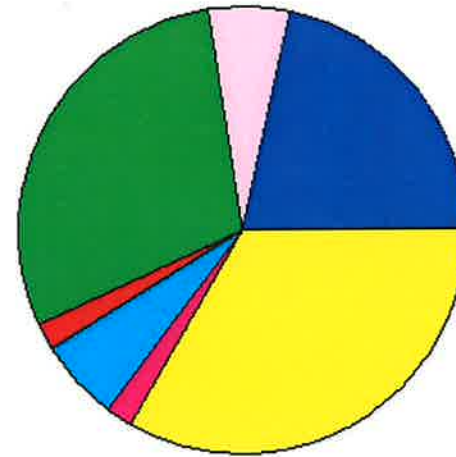
TIF Increment Value

Retained TIF Value

Net Assessed Value 18,228,968

Net Assessed Under Protest

* Public Service Protests Values are not included on this report.



Real	Count	Value
Agricultural	1,206	5,998,335
Commercial	226	2,744,504
Residential	3,537	19,744,764
Total Real Value	4,969	28,487,603
Homestead	1,274	1,332,367
Veteran	92	1,093,607
Other	1	1,000
Total Exempt	1,460	2,426,974

TIF Increment Value

Net Assessed 26,060,629

Net Assessed Under Protest

Senior Freeze	152	166,186
Capped Parcels	1,500	5,878,387

Personal	Count	Value
Agricultural	218	452,978
Commercial	190	1,728,644
Mobile Home	148	621,624
Total Personal	556	2,803,246
Total Exempt	3	2,514

TIF Increment Value

Net Assessed 2,800,732

Net Assessed Under Protest

Public Service	Count	Value
Total PS Value	29	20,049,673

TIF Increment Value

Net Assessed 20,049,673

District Totals

Total Gross Value	51,340,522
Homestead Loss	1,332,367
Other Exemption Loss	1,097,121

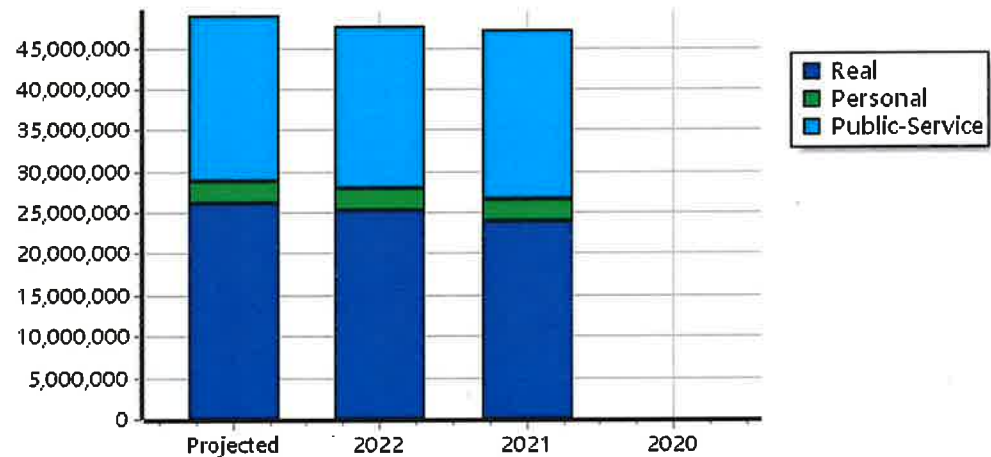
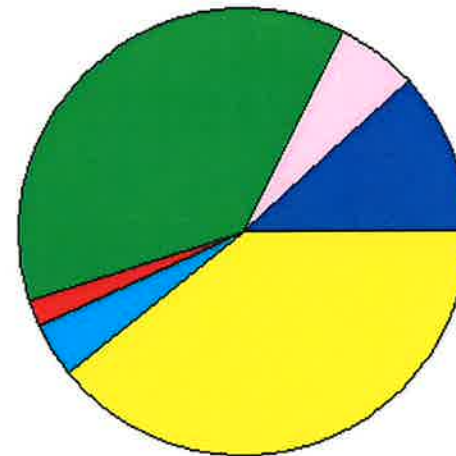
TIF Increment Value

Retained TIF Value

Net Assessed Value 48,911,034

Net Assessed Under Protest

* Public Service Protests Values are not included on this report.



Real	Count	Value
Agricultural	928	3,902,760
Commercial	65	704,842
Residential	1,720	8,389,220
Total Real Value	2,713	12,996,822
Homestead	616	638,263
Veteran	40	391,729
Other	0	0
Total Exempt	698	1,029,992

TIF Increment Value

Net Assessed		11,966,830
Net Assessed Under Protest	0	0
Senior Freeze	69	104,812
Capped Parcels	658	4,044,045

Personal	Count	Value
Agricultural	124	247,504
Commercial	62	895,078
Mobile Home	62	239,190
Total Personal	248	1,381,772
Total Exempt	2	2,187

TIF Increment Value

Net Assessed		1,379,585
Net Assessed Under Protest	1	287,349

Public Service	Count	Value
Total PS Value	20	24,578,957

TIF Increment Value

Net Assessed		24,578,957
---------------------	--	-------------------

District Totals

Total Gross Value	38,957,551
Homestead Loss	638,263
Other Exemption Loss	393,916

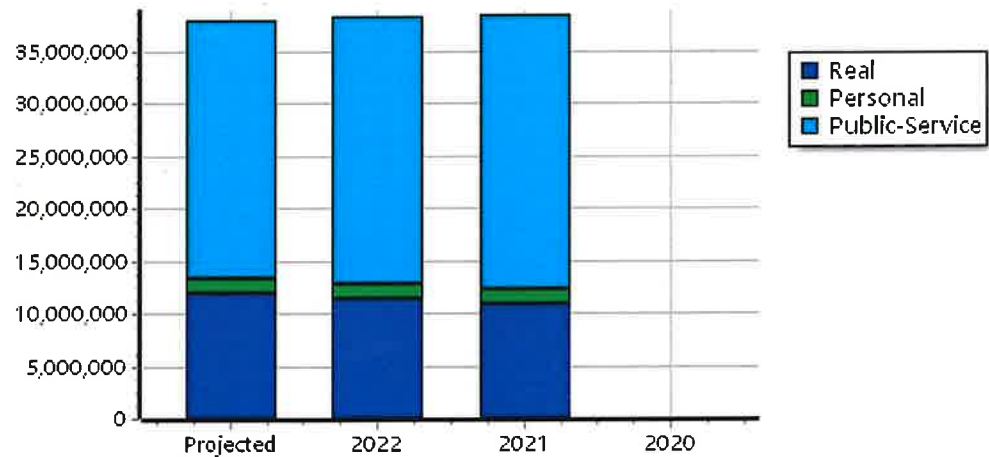

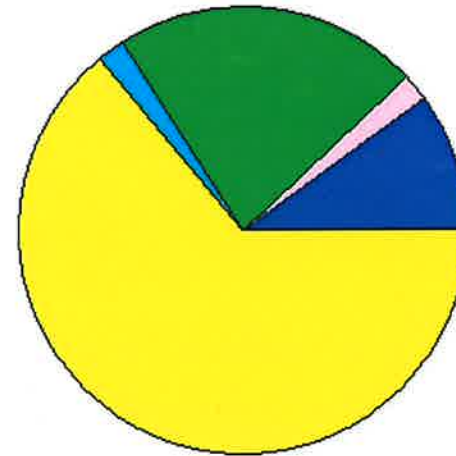
TIF Increment Value

Retained TIF Value

Net Assessed Value	37,925,372
---------------------------	-------------------

Net Assessed Under Protest	287,349
-----------------------------------	----------------

* Public Service Protests Values are not included on this report.



Real	Count	Value
Agricultural	549	2,082,112
Commercial	28	89,974
Residential	674	2,233,224
Total Real Value	1,251	4,405,310
Homestead	259	262,867
Veteran	14	139,648
Other	0	0
Total Exempt	287	402,515

TIF Increment Value

Net Assessed		4,002,795
Net Assessed Under Protest	0	0
Senior Freeze	24	40,047
Capped Parcels	314	330,268

Personal	Count	Value
Agricultural	114	216,117
Commercial	52	1,013,023
Mobile Home	26	108,019
Total Personal	192	1,337,159
Total Exempt	0	0

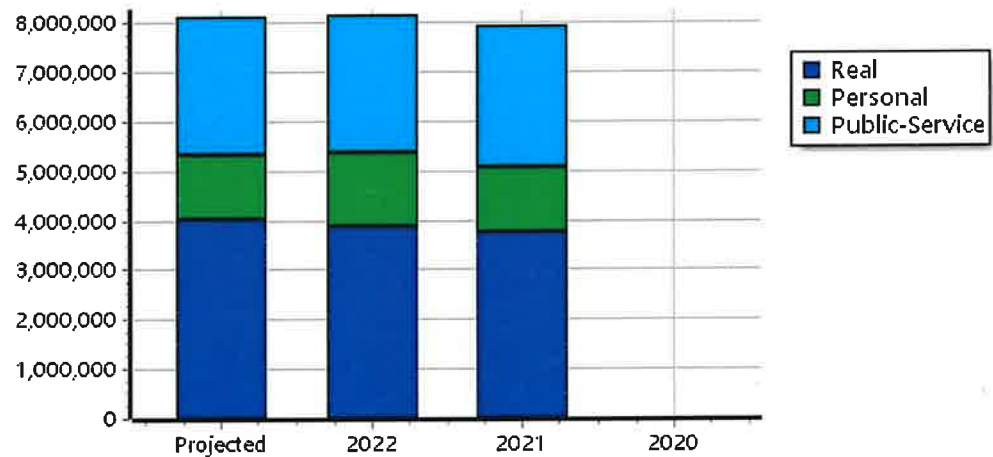
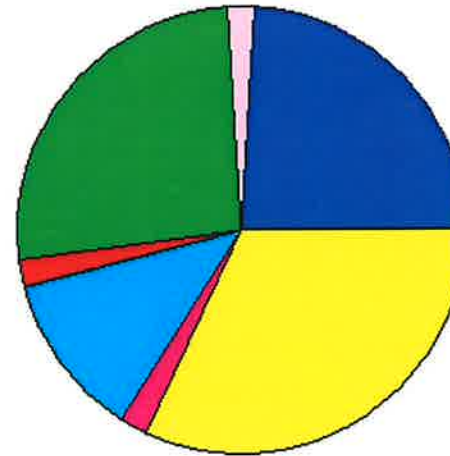
TIF Increment Value

Net Assessed		1,337,159
Net Assessed Under Protest	1	178,159

Public Service	Count	Value
Total PS Value	18	2,766,874
TIF Increment Value		
Net Assessed		2,766,874

District Totals	
Total Gross Value	8,509,343
Homestead Loss	262,867
Other Exemption Loss	139,648
TIF Increment Value	
Retained TIF Value	
Net Assessed Value	8,106,828
Net Assessed Under Protest	178,159

* Public Service Protests Values are not included on this report.



Real	Count	Value
Agricultural	739	4,110,888
Commercial	581	15,497,068
Residential	5,479	46,082,392
Total Real Value	6,799	65,690,348
Homestead	1,905	1,948,604
Veteran	122	1,965,733
Other	2	28,600
Total Exempt	2,109	3,942,937

TIF Increment Value

Net Assessed		61,747,411
Net Assessed Under Protest	0	0
Senior Freeze	188	643,550
Capped Parcels	3,341	12,787,011

Personal	Count	Value
Agricultural	190	406,990
Commercial	591	8,992,446
Mobile Home	41	142,106
Total Personal	822	9,541,542
Total Exempt	3	394,746

TIF Increment Value

Net Assessed		9,146,796
Net Assessed Under Protest	1	191

Public Service	Count	Value
Total PS Value	30	8,321,204

TIF Increment Value

Net Assessed		8,321,204
---------------------	--	------------------

District Totals

Total Gross Value	83,553,094
Homestead Loss	1,948,604
Other Exemption Loss	2,389,079

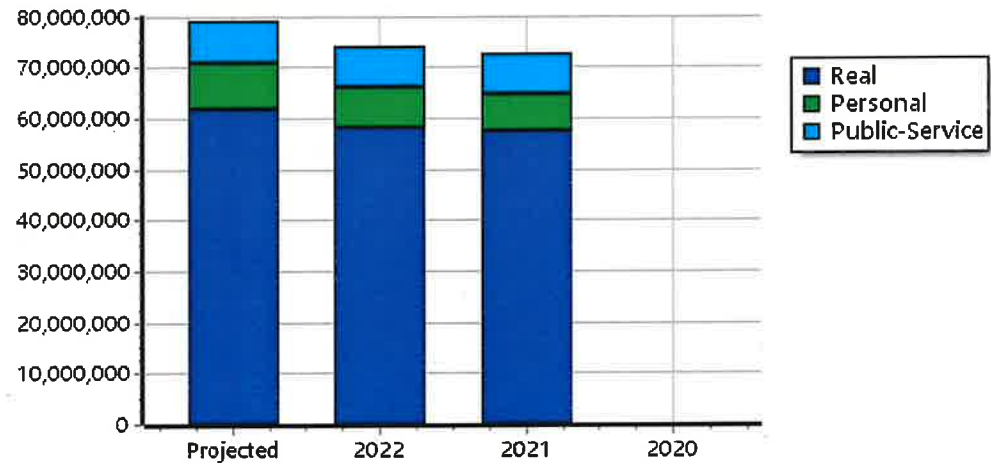
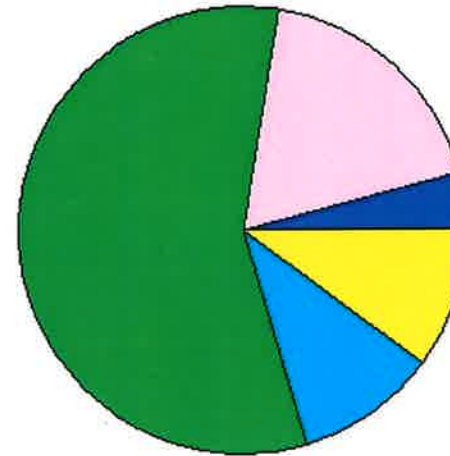
TIF Increment Value

Retained TIF Value


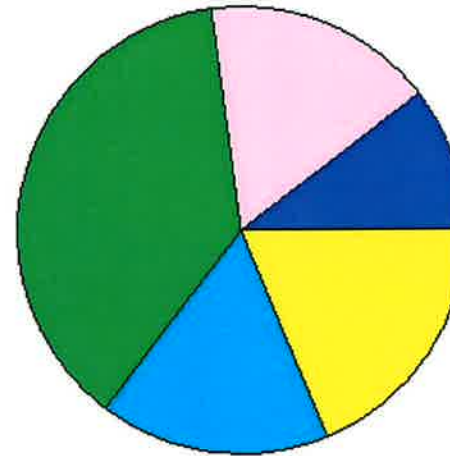
Net Assessed Value	79,215,411
---------------------------	-------------------

Net Assessed Under Protest	191
-----------------------------------	------------

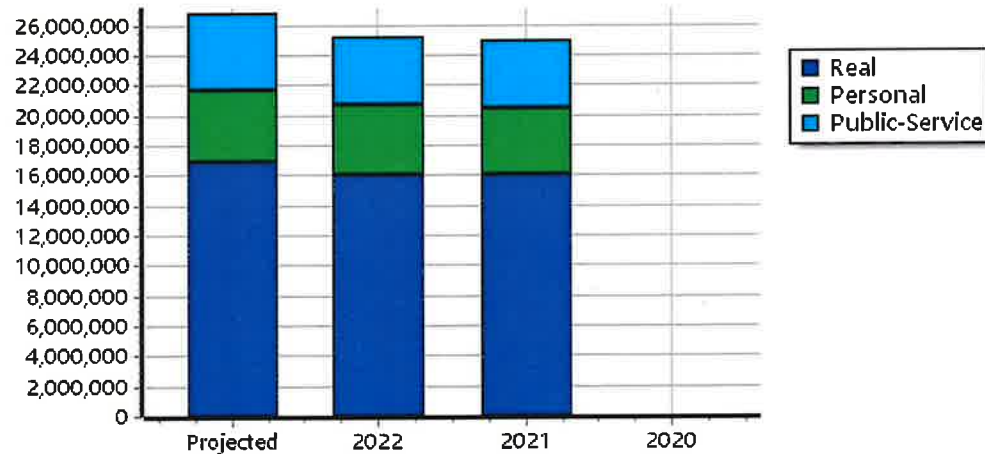
* Public Service Protests Values are not included on this report.



Real	Count	Value
Agricultural	818	3,055,511
Commercial	203	4,722,067
Residential	2,153	10,147,214
Total Real Value	3,174	17,924,792
Homestead	745	754,939
Veteran	27	297,316
Other	1	5,068
Total Exempt	801	1,057,323
TIF Increment Value		303,401
Net Assessed		16,564,068
Net Assessed Under Protest		
Senior Freeze	56	247,632
Capped Parcels	2,157	6,413,618



Personal	Count	Value
Agricultural	132	207,572
Commercial	166	4,437,765
Mobile Home	39	126,649
Total Personal	337	4,771,986
Total Exempt	1	200
TIF Increment Value		7,132
Net Assessed		4,764,654
Net Assessed Under Protest		
Public Service	Count	Value
Total PS Value	19	5,163,043
TIF Increment Value		0
Net Assessed		5,163,043



District Totals	
Total Gross Value	27,859,821
Homestead Loss	754,939
Other Exemption Loss	302,584
TIF Increment Value	310,533
Retained TIF Value	
Net Assessed Value	26,491,765
Net Assessed Under Protest	

TIF Project Summary						
Code	Description	Expires	Base Value	Increment Value	Retained Inc	Total Value
4	Heavener Tiff 1	2032	0	0		0
5	Heavener Tiff 2	2032	0	0		0
6	Heavener Tiff 3	2032	0	0		2,577
1	Heav Tif 1 BAV	2032	18,333	36,942		55,275
2	Heav Tif 2 BAV	2032	311,364	229,296		540,660
3	Heav Tif 3 BAV	2032	39,529	44,295		83,824
Total TIF Valuation :			369,226	310,533	0	682,336

* Public Service Protests Values are not included on this report.

Real	Count	Value
Agricultural	406	1,940,124
Commercial	92	913,786
Residential	1,175	7,272,905
Total Real Value	1,673	10,126,815
Homestead	522	530,610
Veteran	38	425,701
Other	0	0
Total Exempt	590	956,311

TIF Increment Value

Net Assessed 9,170,504

Net Assessed Under Protest

Senior Freeze	51	198,718
Capped Parcels	1,119	3,036,047

Personal	Count	Value
Agricultural	98	130,832
Commercial	87	383,698
Mobile Home	42	169,034
Total Personal	227	683,564
Total Exempt	0	0

TIF Increment Value

Net Assessed 683,564

Net Assessed Under Protest

Public Service	Count	Value
Total PS Value	18	1,607,266

TIF Increment Value

Net Assessed 1,607,266

District Totals

Total Gross Value	12,417,645
Homestead Loss	530,610
Other Exemption Loss	425,701

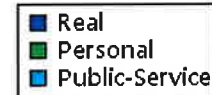
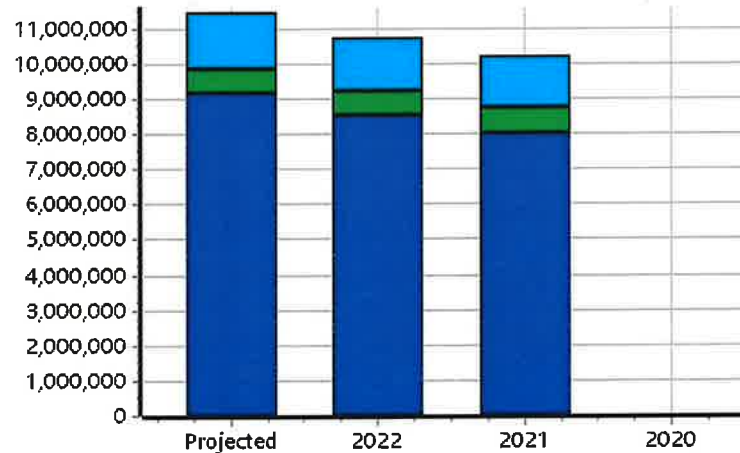

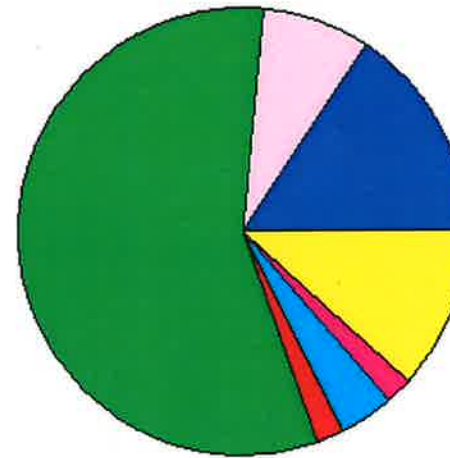
TIF Increment Value

Retained TIF Value

Net Assessed Value 11,461,334

Net Assessed Under Protest

* Public Service Protests Values are not included on this report.



Real	Count	Value
Agricultural	489	1,534,912
Commercial	135	1,510,183
Residential	1,091	4,126,302
Total Real Value	1,715	7,171,397

Homestead	301	315,862
Veteran	17	139,825
Other	0	0
Total Exempt	344	455,687

TIF Increment Value

Net Assessed 6,715,710

Net Assessed Under Protest

Senior Freeze	29	107,901
Capped Parcels	1,130	3,349,505

Personal	Count	Value
Agricultural	47	61,016
Commercial	134	480,494
Mobile Home	21	125,402
Total Personal	202	666,912

Total Exempt 0 0

TIF Increment Value

Net Assessed 666,912

Net Assessed Under Protest

Public Service	Count	Value
Total PS Value	16	1,100,159

TIF Increment Value

Net Assessed 1,100,159

District Totals

Total Gross Value	8,938,468
Homestead Loss	315,862
Other Exemption Loss	139,825

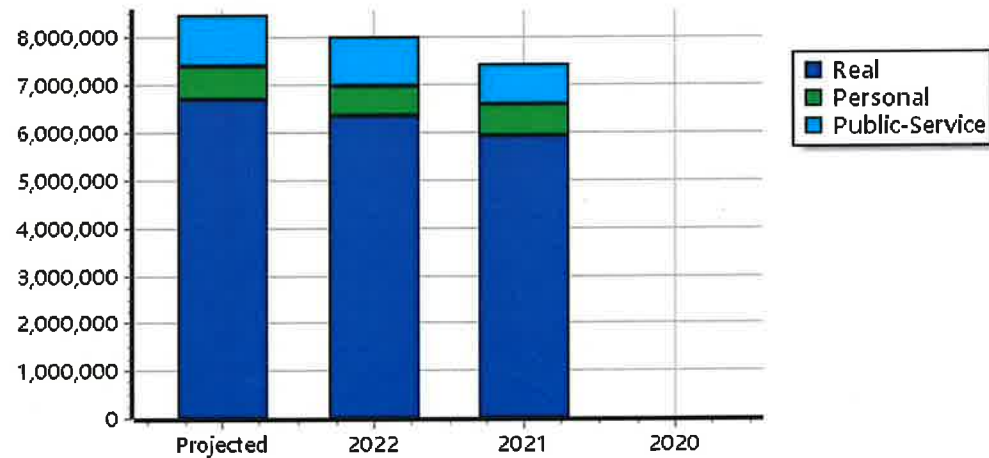

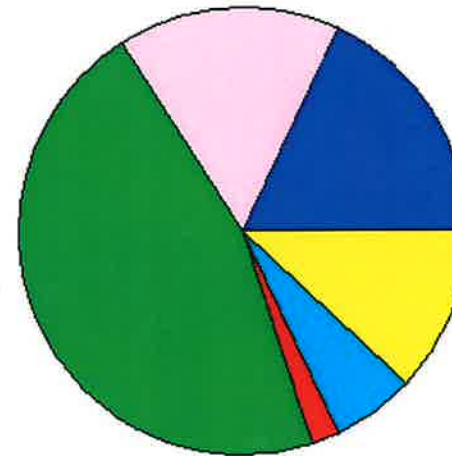
TIF Increment Value

Retained TIF Value

Net Assessed Value 8,482,781

Net Assessed Under Protest

* Public Service Protests Values are not included on this report.



Real	Count	Value
Agricultural	901	2,684,603
Commercial	21	335,776
Residential	788	3,011,583
Total Real Value	1,710	6,031,962
Homestead	244	260,283
Veteran	18	129,377
Other	0	0
Total Exempt	290	389,660

TIF Increment Value

Net Assessed 5,642,302

Net Assessed Under Protest

Senior Freeze	41	196,491
Capped Parcels	1,085	2,613,817

Personal	Count	Value
Agricultural	113	175,839
Commercial	19	18,722
Mobile Home	32	125,635
Total Personal	164	320,196
Total Exempt	0	0

TIF Increment Value

Net Assessed 320,196

Net Assessed Under Protest

Public Service	Count	Value
Total PS Value	9	278,804

TIF Increment Value

Net Assessed 278,804

District Totals

Total Gross Value	6,630,962
Homestead Loss	260,283
Other Exemption Loss	129,377

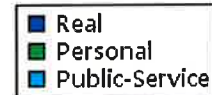
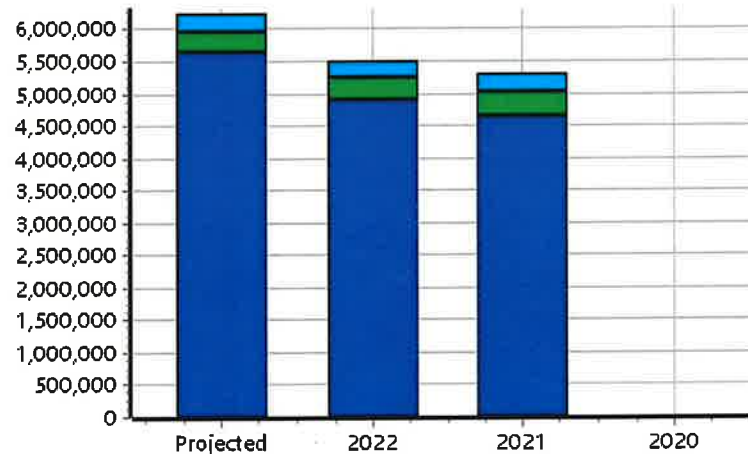
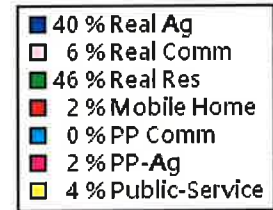
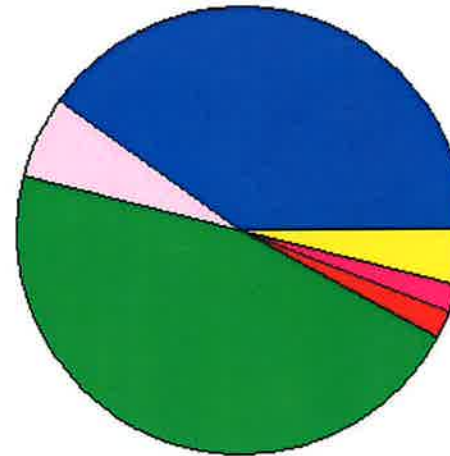
TIF Increment Value

Retained TIF Value

Net Assessed Value 6,241,302

Net Assessed Under Protest

* Public Service Protests Values are not included on this report.



Real	Count	Value
Agricultural	309	1,934,245
Commercial	27	1,190,696
Residential	719	4,642,748
Total Real Value	1,055	7,767,689
Homestead	285	287,360
Veteran	28	424,775
Other	0	0
Total Exempt	322	712,135

TIF Increment Value

Net Assessed 7,055,554

Net Assessed Under Protest

Senior Freeze	14	70,165
Capped Parcels	702	2,362,696

Personal	Count	Value
Agricultural	86	108,638
Commercial	54	1,129,865
Mobile Home	37	173,873
Total Personal	177	1,412,376
Total Exempt	1	1,215

TIF Increment Value

Net Assessed 1,411,161

Net Assessed Under Protest

Public Service	Count	Value
Total PS Value	17	2,313,112

TIF Increment Value

Net Assessed 2,313,112

District Totals

Total Gross Value	11,493,177
Homestead Loss	287,360
Other Exemption Loss	425,990

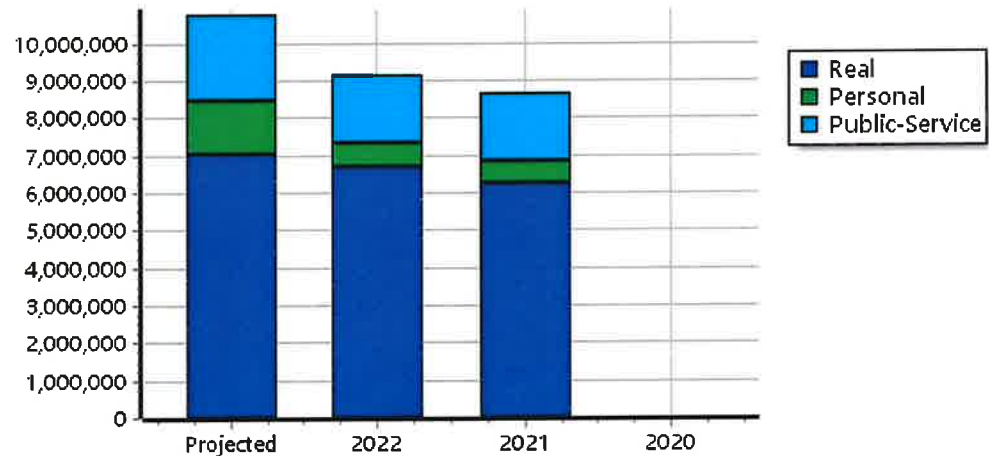
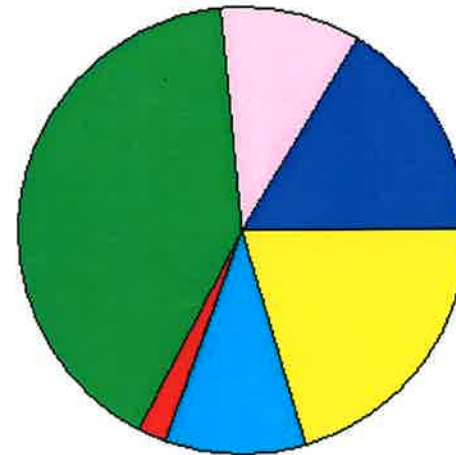
TIF Increment Value

Retained TIF Value

Net Assessed Value 10,779,827

Net Assessed Under Protest

* Public Service Protests Values are not included on this report.



Real	Count	Value
Agricultural	345	1,736,499
Commercial	159	3,278,662
Residential	2,135	14,064,440
Total Real Value	2,639	19,079,601
Homestead	822	848,909
Veteran	32	318,110
Other	0	0
Total Exempt	892	1,167,019

TIF Increment Value

Net Assessed 17,912,582

Net Assessed Under Protest

Senior Freeze	82	105,646
Capped Parcels	659	2,349,082

Personal	Count	Value
Agricultural	97	142,234
Commercial	159	2,048,680
Mobile Home	58	230,179
Total Personal	314	2,421,093
Total Exempt	2	1,779

TIF Increment Value

Net Assessed 2,419,314

Net Assessed Under Protest

Public Service	Count	Value
Total PS Value	18	1,855,559

TIF Increment Value

Net Assessed 1,855,559

District Totals

Total Gross Value	23,356,253
Homestead Loss	848,909
Other Exemption Loss	319,889

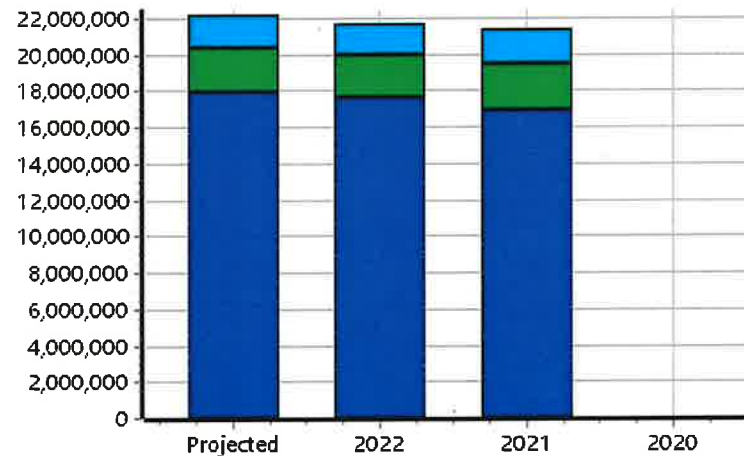
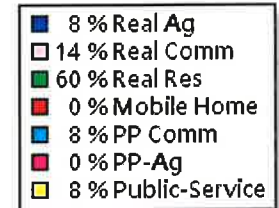
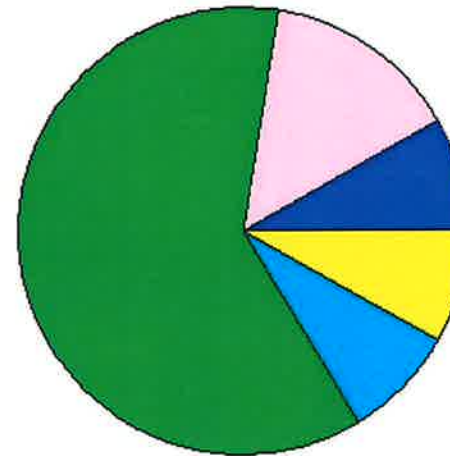
TIF Increment Value

Retained TIF Value

Net Assessed Value 22,187,455

Net Assessed Under Protest

* Public Service Protests Values are not included on this report.



Real	Count	Value
Agricultural	25	41,713
Commercial	79	1,168,663
Residential	1,183	4,850,652
Total Real Value	1,287	6,061,028
Homestead	328	344,601
Veteran	11	100,461
Other	0	0
Total Exempt	366	445,062

TIF Increment Value

Net Assessed 5,615,966

Net Assessed Under Protest

Senior Freeze	41	42,716
Capped Parcels	283	198,701

Personal	Count	Value
Agricultural	5	63,133
Commercial	40	1,093,120
Mobile Home	8	18,392
Total Personal	53	1,174,645
Total Exempt	0	0

TIF Increment Value

Net Assessed 1,174,645

Net Assessed Under Protest

Public Service	Count	Value
Total PS Value	9	527,733

TIF Increment Value

Net Assessed 527,733

District Totals

Total Gross Value	7,763,406
Homestead Loss	344,601
Other Exemption Loss	100,461

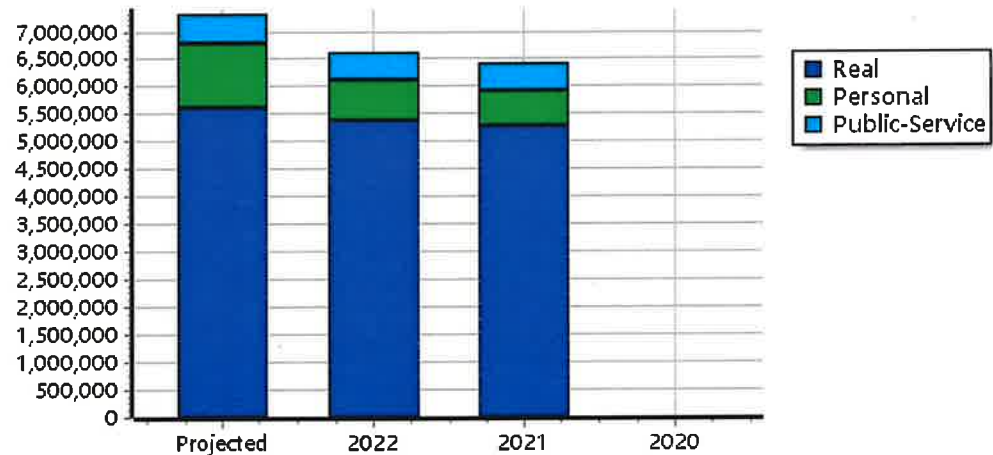
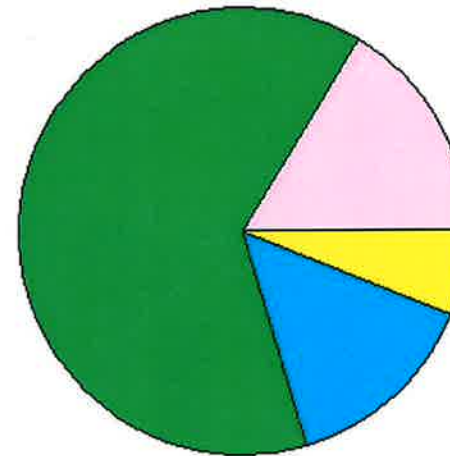
TIF Increment Value

Retained TIF Value

Net Assessed Value 7,318,344

Net Assessed Under Protest

* Public Service Protests Values are not included on this report.



Real	Count	Value
Agricultural	638	1,895,077
Commercial	9	260,768
Residential	557	1,743,154
Total Real Value	1,204	3,898,999
Homestead	132	136,934
Veteran	8	99,956
Other	0	0
Total Exempt	149	236,890

TIF Increment Value

Net Assessed 3,662,109

Net Assessed Under Protest

Senior Freeze	16	87,664
Capped Parcels	559	2,016,226

Personal	Count	Value
Agricultural	57	65,715
Commercial	17	22,977
Mobile Home	9	26,139
Total Personal	83	114,831
Total Exempt	0	0

TIF Increment Value

Net Assessed 114,831

Net Assessed Under Protest

Public Service	Count	Value
Total PS Value	8	799,746

TIF Increment Value

Net Assessed 799,746

District Totals

Total Gross Value	4,813,576
Homestead Loss	136,934
Other Exemption Loss	99,956

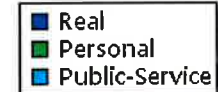
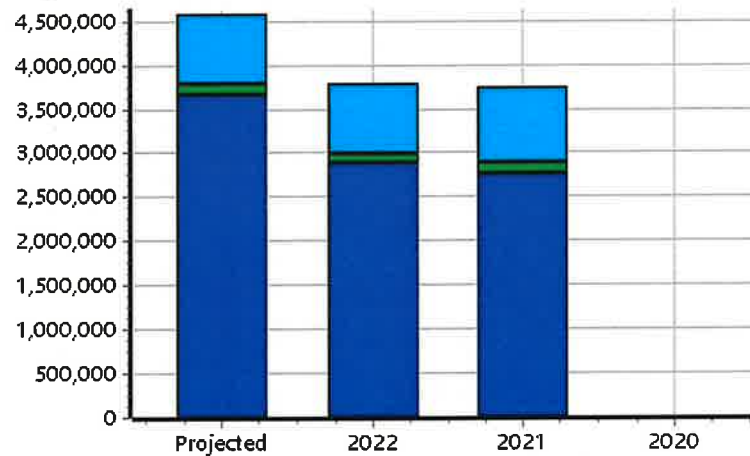
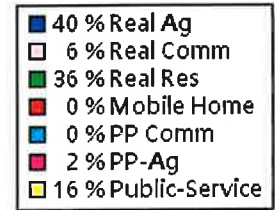
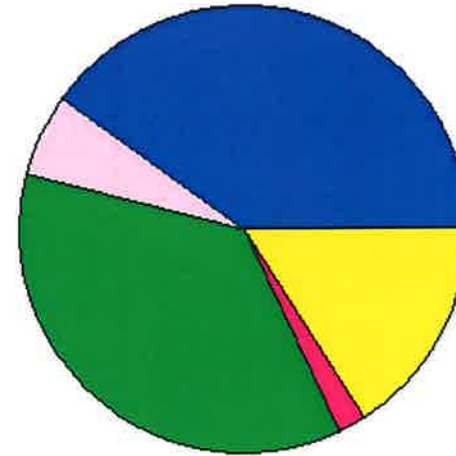
TIF Increment Value

Retained TIF Value

Net Assessed Value 4,576,686

Net Assessed Under Protest

* Public Service Protests Values are not included on this report.



Real	Count	Value
Agricultural	73	124,431
Commercial	0	0
Residential	5	23,042
Total Real Value	78	147,473
Homestead	4	3,500
Veteran	0	0
Other	0	0
Total Exempt	4	3,500

TIF Increment Value

Net Assessed		143,973
Net Assessed Under Protest	0	0
Senior Freeze	1	11,345
Capped Parcels	13	20,471

Personal	Count	Value
Agricultural	1	137
Commercial	6	1,008,431
Mobile Home	0	0
Total Personal	7	1,008,568
Total Exempt	0	0

TIF Increment Value

Net Assessed		1,008,568
Net Assessed Under Protest	1	560,012

Public Service	Count	Value
Total PS Value	1	172,111

TIF Increment Value

Net Assessed		172,111
---------------------	--	----------------

District Totals

Total Gross Value	1,328,152
Homestead Loss	3,500
Other Exemption Loss	0

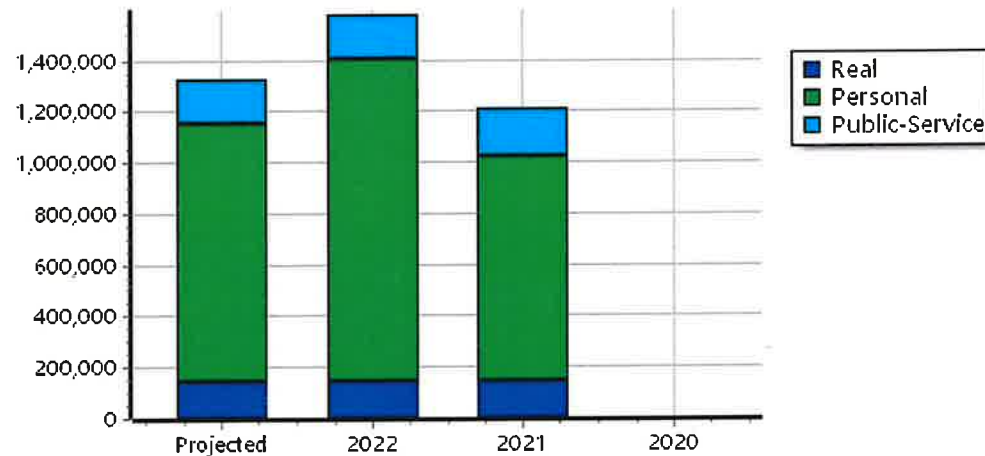
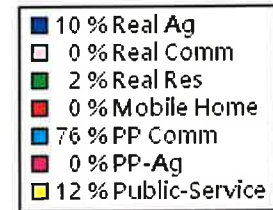
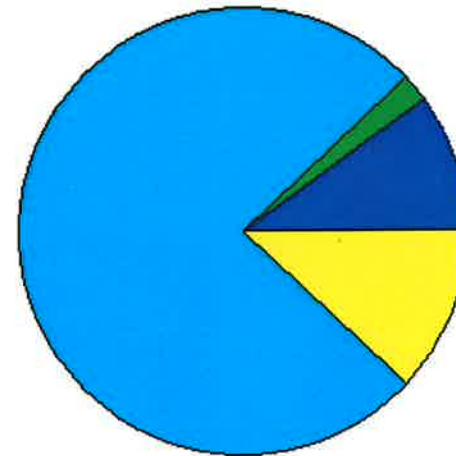
TIF Increment Value

Retained TIF Value

Net Assessed Value	1,324,652
---------------------------	------------------

Net Assessed Under Protest	560,012
-----------------------------------	----------------

* Public Service Protests Values are not included on this report.



Real	Count	Value
Agricultural	180	450,016
Commercial	1	26,685
Residential	40	123,565
Total Real Value	221	600,266
Homestead	28	28,833
Veteran	0	0
Other	0	0
Total Exempt	30	28,833

TIF Increment Value

Net Assessed		571,433
Net Assessed Under Protest	0	0
Senior Freeze	3	11,487
Capped Parcels	53	72,581

Personal	Count	Value
Agricultural	28	60,059
Commercial	9	269,838
Mobile Home	3	7,495
Total Personal	40	337,392
Total Exempt	1	2,000

TIF Increment Value

Net Assessed		335,392
Net Assessed Under Protest	1	122,227

Public Service	Count	Value
Total PS Value	4	36,325

TIF Increment Value

Net Assessed		36,325
---------------------	--	---------------

District Totals

Total Gross Value	973,983
Homestead Loss	28,833
Other Exemption Loss	2,000

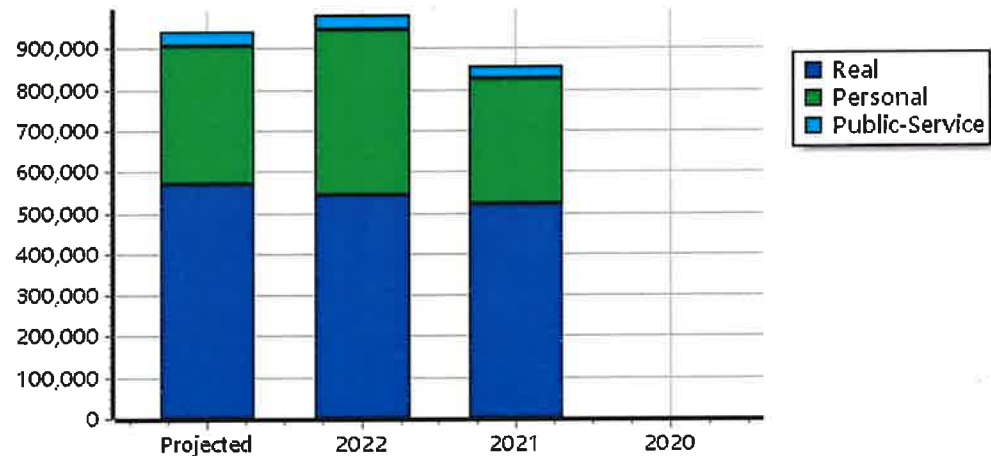
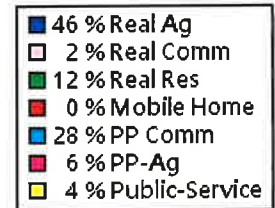
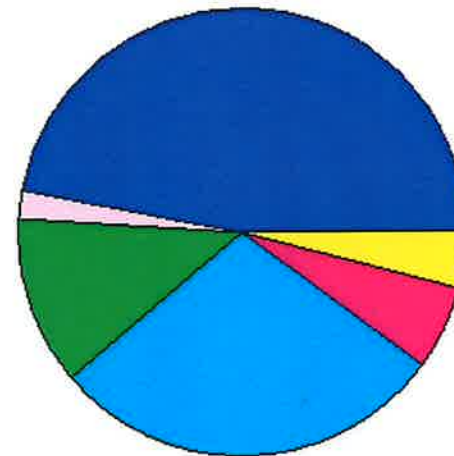
TIF Increment Value

Retained TIF Value

Net Assessed Value	943,150
---------------------------	----------------

Net Assessed Under Protest	122,227
-----------------------------------	----------------

* Public Service Protests Values are not included on this report.



Real	Count	Value
Agricultural	109	531,302
Commercial	2	1,100
Residential	217	578,053
Total Real Value	328	1,110,455
Homestead	79	81,167
Veteran	1	5,781
Other	0	0
Total Exempt	84	86,948

TIF Increment Value

Net Assessed 1,023,507

Net Assessed Under Protest

Senior Freeze	7	10,480
Capped Parcels	85	117,005

Personal	Count	Value
Agricultural	21	57,096
Commercial	9	60,095
Mobile Home	6	19,470
Total Personal	36	136,661
Total Exempt	1	200

TIF Increment Value

Net Assessed 136,461

Net Assessed Under Protest

Public Service	Count	Value
Total PS Value	5	27,652

TIF Increment Value

Net Assessed 27,652

District Totals

Total Gross Value	1,274,768
Homestead Loss	81,167
Other Exemption Loss	5,981

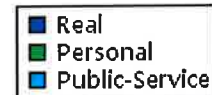
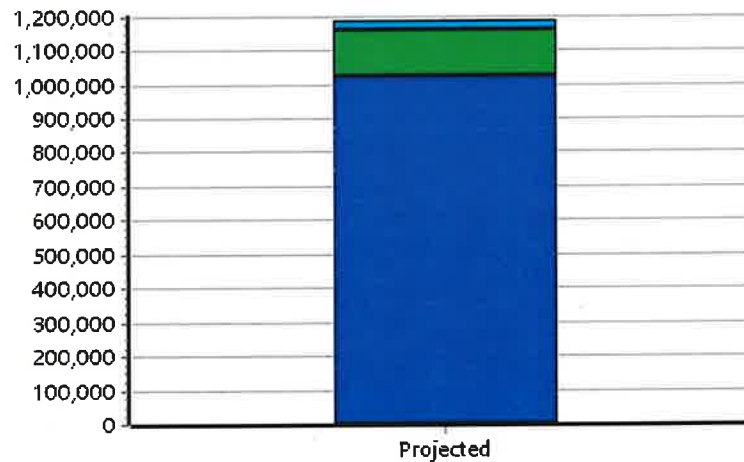
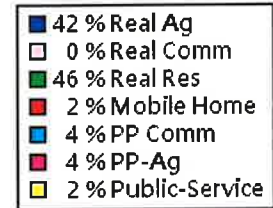
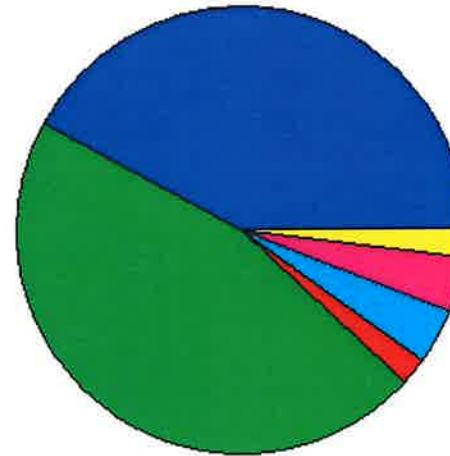
TIF Increment Value

Retained TIF Value

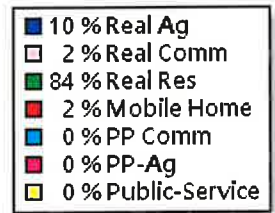
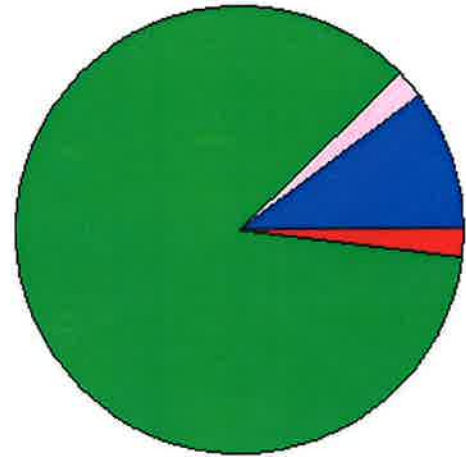
Net Assessed Value 1,187,620

Net Assessed Under Protest

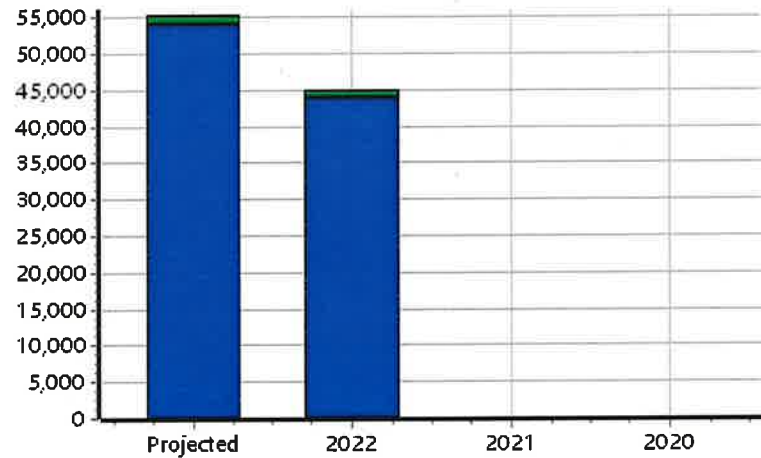
* Public Service Protests Values are not included on this report.



Real	Count	Value
Agricultural	2	6,086
Commercial	1	1,638
Residential	15	48,193
Total Real Value	18	55,917
Homestead	2	2,000
Veteran	0	0
Other	0	0
Total Exempt	2	2,000
TIF Base/Retained Value		18,333
Net Assessed		35,584
Net Assessed Under Protest		
Senior Freeze	0	0
Capped Parcels	22	240,356



Personal	Count	Value
Agricultural	0	0
Commercial	0	0
Mobile Home	1	1,358
Total Personal	1	1,358
Total Exempt	0	0
TIF Base/Retained Value		0
Net Assessed		1,358
Net Assessed Under Protest		



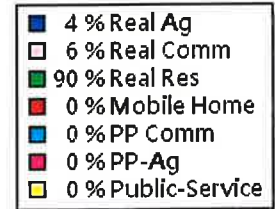
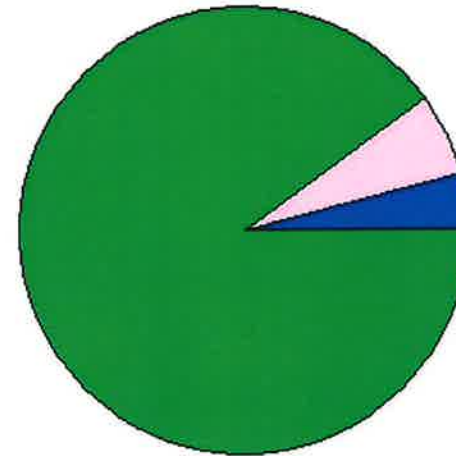
Public Service	Count	Value
Total PS Value	0	0
TIF Base/Retained Value		0
Net Assessed		0

District Totals	
Total Gross Value	57,275
Homestead Loss	2,000
Other Exemption Loss	0
TIF Base Value	18,333
Base Retained Value	0
Net Assessed Value	36,942
Net Assessed Under Protest	

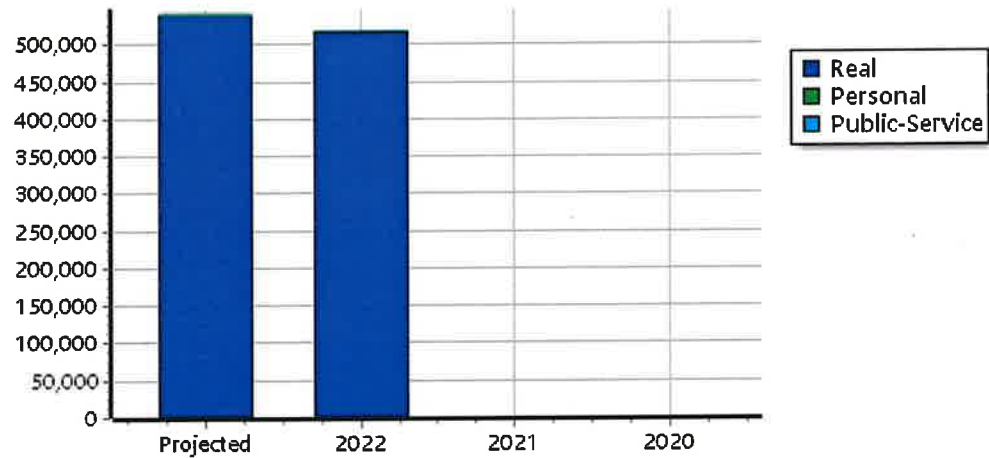
* Public Service Protests Values are not included on this report.

TIF Project Summary						
Code	Description	Expires	Base Value	Increment Value	Retained Inc	Total Value
1	Heav Tif 1 BAV	2032	18,333	36,942		55,275
Total TIF Valuation :			18,333	36,942	0	55,275

Real	Count	Value
Agricultural	29	19,478
Commercial	7	37,452
Residential	153	505,641
Total Real Value	189	562,571
Homestead	22	21,980
Veteran	0	0
Other	0	0
Total Exempt	22	21,980
TIF Base/Retained Value		311,364
Net Assessed		229,227
Net Assessed Under Protest		
Senior Freeze	1	608
Capped Parcels	149	265,747



Personal	Count	Value
Agricultural	0	0
Commercial	1	69
Mobile Home	0	0
Total Personal	1	69
Total Exempt	0	0
TIF Base/Retained Value		0
Net Assessed		69
Net Assessed Under Protest		
Public Service	Count	Value
Total PS Value	0	0
TIF Base/Retained Value		0
Net Assessed		0



District Totals	
Total Gross Value	562,640
Homestead Loss	21,980
Other Exemption Loss	0
TIF Base Value	311,364
Base Retained Value	311,364
Net Assessed Value	229,296
Net Assessed Under Protest	

TIF Project Summary						
Code	Description	Expires	Base Value	Increment Value	Retained Inc	Total Value
2	Heav Tif 2 BAV	2032	311,364	229,296		540,660
Total TIF Valuation :			311,364	229,296	0	540,660

* Public Service Protests Values are not included on this report.

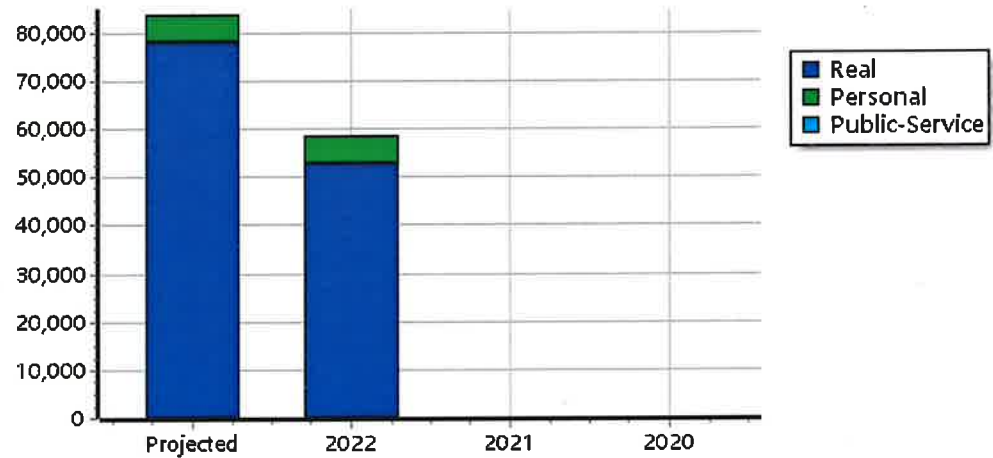
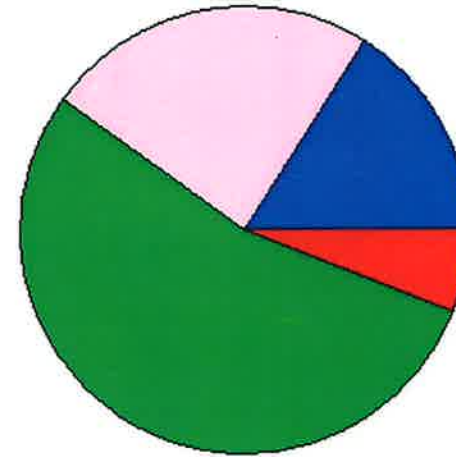
Real	Count	Value
Agricultural	6	14,554
Commercial	1	20,464
Residential	9	47,060
Total Real Value	16	82,078
Homestead	3	3,000
Veteran	1	959
Other	0	0
Total Exempt	4	3,959
TIF Base/Retained Value		39,529
Net Assessed		38,590
Net Assessed Under Protest		
Senior Freeze	0	0
Capped Parcels	10	55,243

Personal	Count	Value
Agricultural	0	0
Commercial	0	0
Mobile Home	1	5,705
Total Personal	1	5,705
Total Exempt	0	0
TIF Base/Retained Value		0
Net Assessed		5,705
Net Assessed Under Protest		

Public Service	Count	Value
Total PS Value	0	0
TIF Base/Retained Value		0
Net Assessed		0

District Totals	
Total Gross Value	87,783
Homestead Loss	3,000
Other Exemption Loss	959
TIF Base Value	39,529
Base Retained Value	
Net Assessed Value	44,295
Net Assessed Under Protest	

* Public Service Protests Values are not included on this report.



TIF Project Summary						
Code	Description	Expires	Base Value	Increment Value	Retained Inc	Total Value
3	Heav Tif 3 BAV	2032	39,529	44,295		83,824
Total TIF Valuation :			39,529	44,295	0	83,824

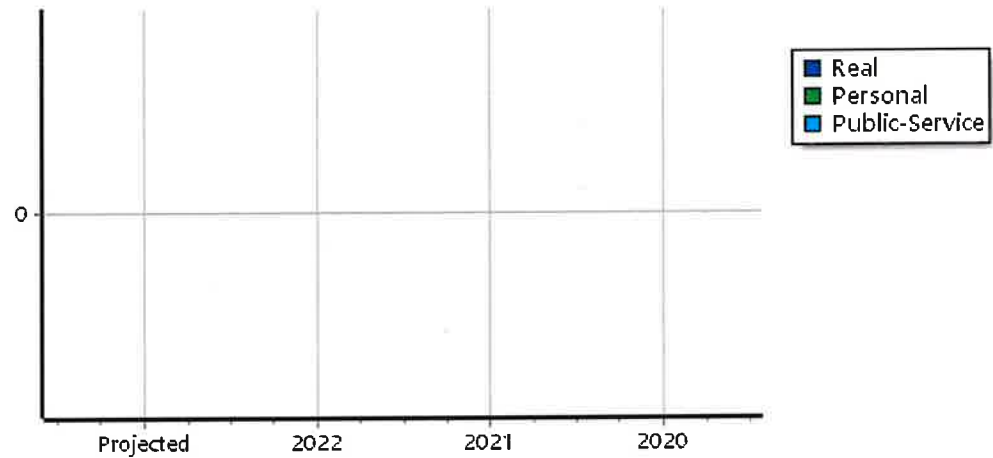
Real	Count	Value
Agricultural	0	0
Commercial	0	0
Residential	0	0
Total Real Value	0	0
Homestead	0	0
Veteran	0	0
Other	0	0
Total Exempt	0	0
TIF Base/Retained Value		0
Net Assessed		0
Net Assessed Under Protest		
Senior Freeze	0	0
Capped Parcels	0	0

Personal	Count	Value
Agricultural	0	0
Commercial	0	0
Mobile Home	0	0
Total Personal	0	0
Total Exempt	0	0
TIF Base/Retained Value		0
Net Assessed		0
Net Assessed Under Protest		

Public Service	Count	Value
Total PS Value	0	0
TIF Base/Retained Value		0
Net Assessed		0

District Totals	
Total Gross Value	0
Homestead Loss	0
Other Exemption Loss	0
TIF Base Value	0
Base Retained Value	0
Net Assessed Value	0
Net Assessed Under Protest	

* Public Service Protests Values are not included on this report.



TIF Project Summary						
Code	Description	Expires	Base Value	Increment Value	Retained Inc	Total Value
4	Heavener Tiff 1	2032	0	0		0
Total TIF Valuation :			0	0	0	0

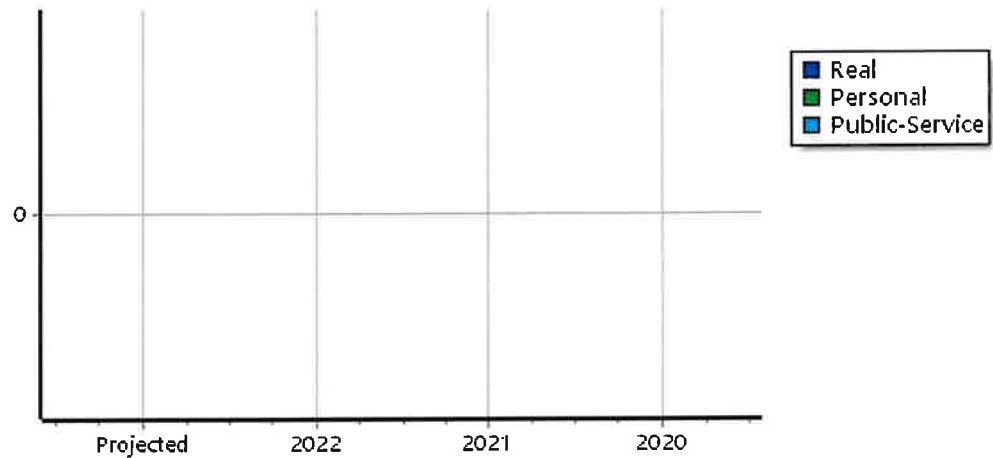
Real	Count	Value
Agricultural	0	0
Commercial	0	0
Residential	0	0
Total Real Value	0	0
Homestead	0	0
Veteran	0	0
Other	0	0
Total Exempt	0	0
TIF Base/Retained Value		0
Net Assessed		0
Net Assessed Under Protest		
Senior Freeze	0	0
Capped Parcels	0	0

Personal	Count	Value
Agricultural	0	0
Commercial	0	0
Mobile Home	0	0
Total Personal	0	0
Total Exempt	0	0
TIF Base/Retained Value		0
Net Assessed		0
Net Assessed Under Protest		

Public Service	Count	Value
Total PS Value	0	0
TIF Base/Retained Value		0
Net Assessed		0

District Totals	
Total Gross Value	0
Homestead Loss	0
Other Exemption Loss	0
TIF Base Value	0
Base Retained Value	0
Net Assessed Value	0
Net Assessed Under Protest	

* Public Service Protests Values are not included on this report.



TIF Project Summary						
Code	Description	Expires	Base Value	Increment Value	Retained Inc	Total Value
5	Heavener Tiff 2	2032	0	0		0
Total TIF Valuation :			0	0	0	0


Real	Count	Value
Agricultural	0	0
Commercial	0	0
Residential	0	0
Total Real Value	0	0
Homestead	0	0
Veteran	0	0
Other	0	0
Total Exempt	0	0
TIF Base/Retained Value		0
Net Assessed		0
Net Assessed Under Protest		
Senior Freeze	0	0
Capped Parcels	0	0

Personal	Count	Value
Agricultural	0	0
Commercial	0	0
Mobile Home	0	0
Total Personal	0	0
Total Exempt	0	0
TIF Base/Retained Value		0
Net Assessed		0
Net Assessed Under Protest		

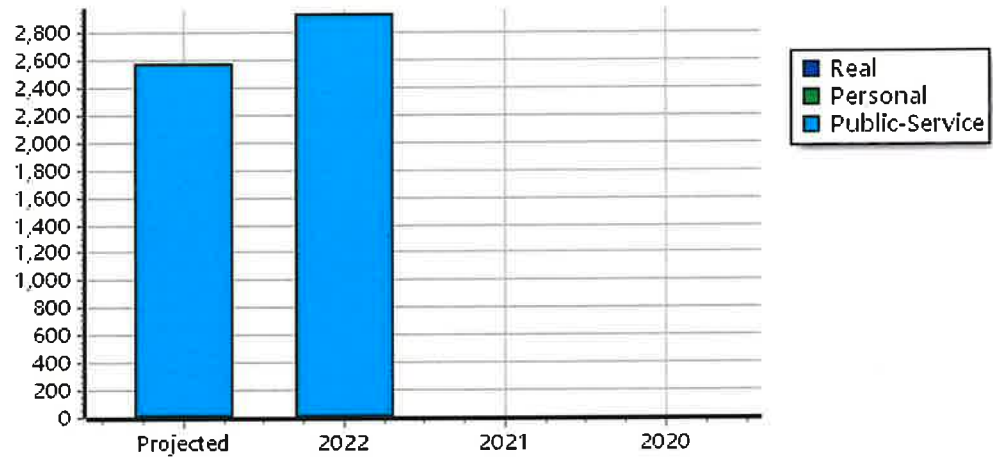
Public Service	Count	Value
Total PS Value	1	2,577
TIF Base/Retained Value		
Net Assessed		2,577

District Totals	
Total Gross Value	2,577
Homestead Loss	0
Other Exemption Loss	0
TIF Base Value	0
Base Retained Value	
Net Assessed Value	2,577
Net Assessed Under Protest	

* Public Service Protests Values are not included on this report.



- 0 % Real Ag
- 0 % Real Comm
- 0 % Real Res
- 0 % Mobile Home
- 0 % PP Comm
- 0 % PP-Ag
- 100 % Public-Service



TIF Project Summary						
Code	Description	Expires	Base Value	Increment Value	Retained Inc	Total Value
6	Heavener Tiff 3	2032	0	0		2,577
Total TIF Valuation :			0	0	0	2,577

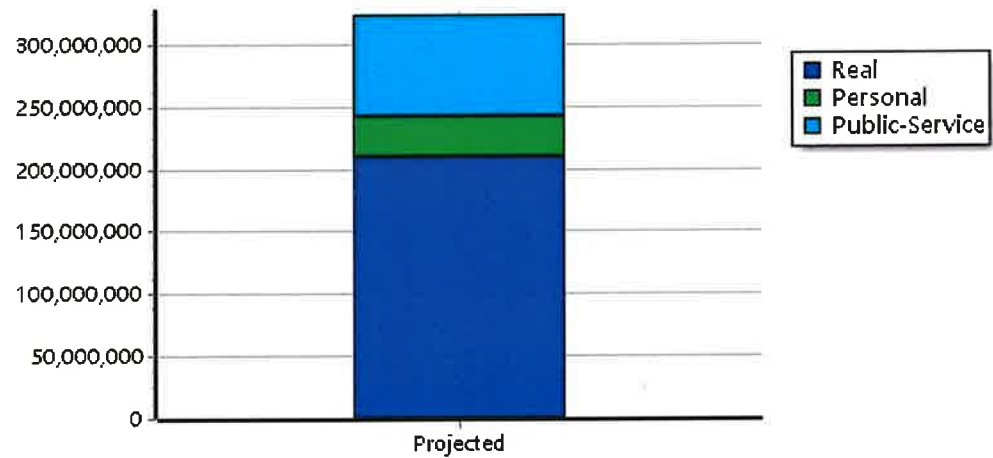
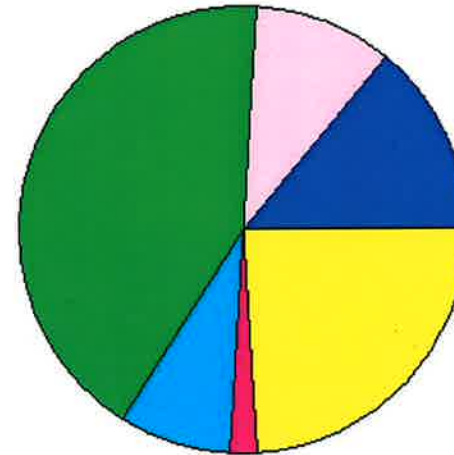
Real	Count	Value
Agricultural	10,828	45,472,125
Commercial	1,715	34,368,583
Residential	25,226	145,341,812
Total Real Value	37,769	225,182,520
Homestead	9,148	9,401,395
Veteran	547	6,734,790
Other	6	39,068
Total Exempt	10,209	16,175,253
TIF Increment Value		303,401
Net Assessed		208,703,866
Net Assessed Under Protest	0	0
Senior Freeze	917	2,558,231
Capped Parcels	16,865	54,138,212

Personal	Count	Value
Agricultural	1,901	3,425,801
Commercial	1,812	26,667,629
Mobile Home	709	2,844,937
Total Personal	4,422	32,938,367
Total Exempt	20	411,045
TIF Increment Value		7,132
Net Assessed		32,520,190
Net Assessed Under Protest	7	1,166,122

Public Service	Count	Value
Total PS Value	301	81,913,616
TIF Increment Value		0
Net Assessed		81,913,616

District Totals	
Total Gross Value	340,034,503
Homestead Loss	9,401,395
Other Exemption Loss	7,184,903
TIF Increment Value	310,533
Retained TIF Value	
Net Assessed Value	323,137,672
Net Assessed Under Protest	1,166,122

* Public Service Protests Values are not included on this report.



TIF Project Summary						
Code	Description	Expires	Base Value	Increment Value	Retained Inc	Total Value
4	Heavener Tiff 1	2032	0	0		0
5	Heavener Tiff 2	2032	0	0		0
6	Heavener Tiff 3	2032	0	0		2,577
1	Heav Tif 1 BAV	2032	18,333	36,942		55,275
2	Heav Tif 2 BAV	2032	311,364	229,296		540,660
3	Heav Tif 3 BAV	2032	39,529	44,295		83,824
Total TIF Valuation :			369,226	310,533	0	682,336